

# ECOLINE



## 19-22 Seats Economy Minibus

These are buses of economical class famous for being functional and reliable. Such buses can be used in suburban bus lines or as transportation buses taking pupils to schools or workers to work places.

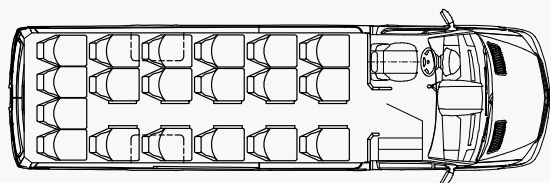
They are also produced of (long) L version with up to 22 places for passengers. Ecoline buses can be made with lifts or ramps for loading disabled in wheelchairs. Materials and equipment used in production of these buses are known for being practical and easy to exploit.



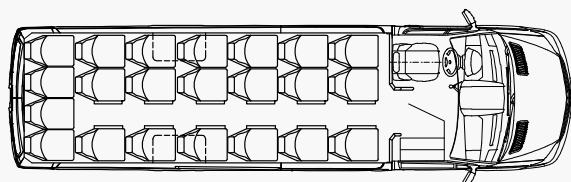
# Ecoline



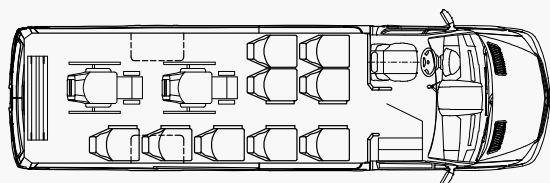
| MODEL            | SPRINTER 516CDI         | SPRINTER 519CDI |
|------------------|-------------------------|-----------------|
| Engine capacity  | I-4 2143cc              | V6 2987cc       |
| Gross weight, kg | 5000 / 5300             |                 |
| Power, kW/HP     | 120/163                 | 140/190         |
| Torque, Nm       | 360                     | 440             |
| Gearbox          | Manual/ Automatic       |                 |
| Tires            | 195/75R16C - 205/75R16C |                 |



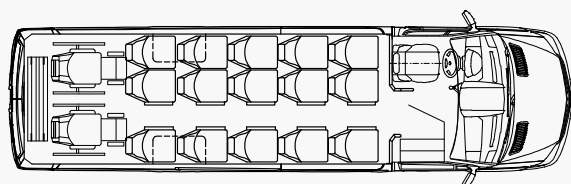
**ECOLINE FOR 19 PASSENGERS**



**ECOLINE L FOR 22 PASSENGERS**



**ECOLINE FOR 9 PASSENGERS  
WITH 2 WHEELCHAIR PLACES**



**ECOLINE L FOR 15 PASSENGERS  
WITH 2 WHEELCHAIR PLACES**

| MODEL   | ECOLINE     | ECOLINE L |
|---|-------------|-----------|
| Gross weight, kg  | 5000 / 5300 |           |
| Maximum seats   | 19          | 22        |
| <b>DIMENSIONS</b>   |             |           |
| Length, mm  | 7345        | 7645      |
| Width, mm   | 1993        |           |
| Height, mm  | 2890        |           |
| Wheelbase, mm   | 4325        |           |
| Internal length, mm   | 4700        | 5000      |
| Internal width, mm  | 1760        |           |
| Internal height, mm   | 1900        |           |
| <b>SEATING</b>  |             |           |
| Suburban type seats:<br>* - fixed backrest, * - safety belts                          | S           |           |
| <b>ENTRANCE DOORS AND EMERGENCY EXITS</b>   |             |           |
| Lowered entrance step/ Power door, electric   | S / O       |           |
| Roof hatch (970x530mm)  | S           |           |
| <b>WINDOWS GLAZING</b>  |             |           |
| Double glazed side windows in original place /<br>Bigger side windows (fake panorama) | S / O       |           |
| Single glazed rear door windows   | S           |           |
| <b>HEATING, CONDITIONING, VENTILATION</b>   |             |           |
| Saloon air conditioner 5,5kw / 11,5kw   | O / O       |           |
| Convexional heating 2+2m / 2+2+1+1m   | S / O       | - / S     |
| Roof ventilator   | O           | S         |
| Saloon luggage racks with no individual lighting                                      | O           |           |
| <b>INTERIOR</b>   |             |           |
| Flat floor with anti slip PVC   | S           |           |
| Ceiling, saloon sides, window arches finish with<br>upholstery or feaux leather       | S           |           |
| Grabhandles behind the driver and at the entrance                                     | S           |           |
| Carpeting on isle   | O           |           |
| Side windows curtains / rear windows curtains   | O / O       |           |
| <b>AUDIO - VIDEO</b>  |             |           |
| CD Radio / Microphone with amplifier  | S / S       |           |
| Loudspeakers in the ceiling   | S           |           |
| LCD monitor, manual 19"   | O           |           |
| <b>EXTERIOR</b>   |             |           |
| Bumpers and moldings painted in body colour   | O           |           |
| Metal wheel covers  | S           |           |

S - serial O - optional