

SERIES 'ME' MAGNETIC COUPLED PUMPS



ME6



ME10

Series 'ME' magnetic coupled pumps are seal-less and "leak-proof" providing total solution containment. They are available in a choice of materials for a wide range of chemical and temperature compatibility.

The Series 'ME' magnetic coupled pumps offer extremely high operating efficiencies for their size, which results in smaller motor horsepower, lower energy consumption and operating costs over the long life cycle of the pump.

These pumps utilize powerful rare earth, neodymium magnets which allow them to operate at full flow while handling liquids over 1.8 specific gravity.

Additionally the Series 'ME' is capable of running dry without damage when equipped with the standard carbon bushing. This helps protect the pump from operator errors and system upsets.

Their innovative and highly efficient design, and low energy consumption make these pumps one of the most versatile and economical centrifugal pumps on the market.

EFFICIENCY, RELIABILITY & PERFORMANCE

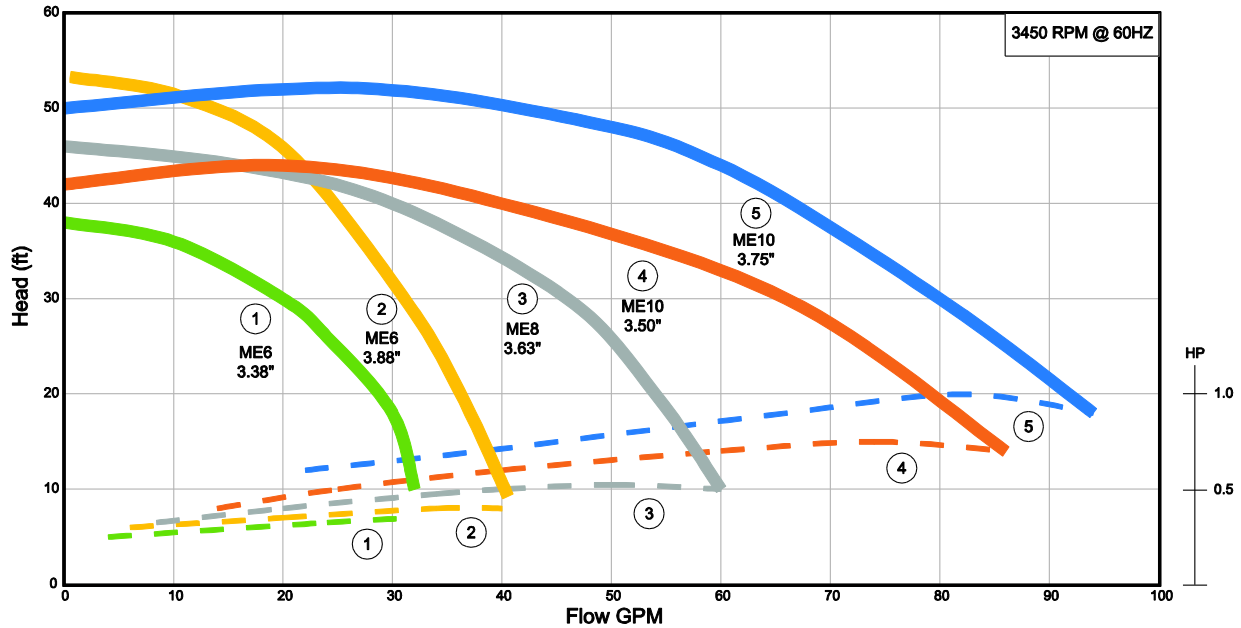
- **Flows to 95 GPM or 54 ft. TDH @ 60 Hz**
(21m³/hr. (350 LPM) or 14.5m @ 50 Hz)
- **Non-metallic solution contact**
Glass reinforced polypropylene or carbon reinforced PVDF
(See a chemical resistance chart)
- **High operating efficiency – up to 70%**
- **Capable of running dry without damage**
(with carbon bushing)
- **Powerful rare earth magnets**
Provide sure coupling to 1.8 S.G.
- **Choice of connections – NPT or BSP threads, flanges or unions.**
- **Accepts standard motors NEMA or IEC metric.**

SPECIFICATIONS / PERFORMANCE

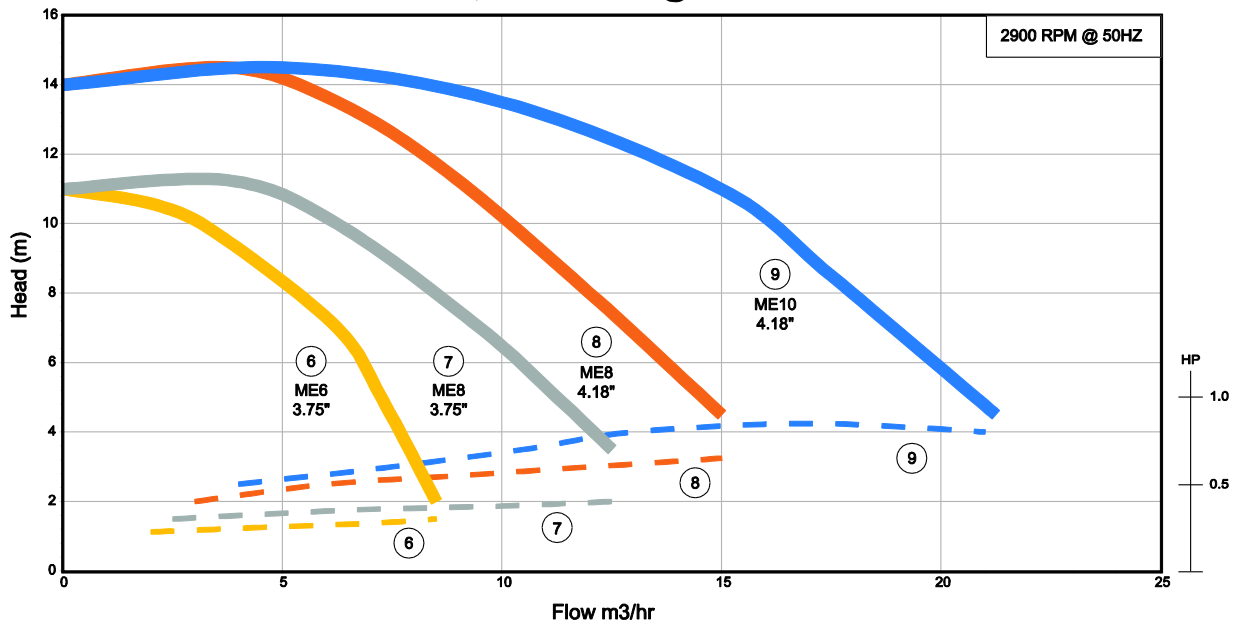
Standard models are constructed of glass-fiber reinforced polypropylene or carbon-fiber reinforced PVDF for suction casing, magnet liner and impeller. Impeller magnets are encapsulated in unfilled polypropylene or unfilled PVDF. The front and rear thrust rings and shaft are high purity, fluoride resistance alumina ceramic.

The impeller thrust ring is molybdenum disulfide filled PTFE. The casing 'O'-ring is Viton. Maximum pump pressure; 80 PSI (5.4 bar). Motors are continuous-duty and have a 1.15 service factor. Single phase motors are supplied with 8ft (2.4m) of 3-wire cord and plug. Three phase motors are not supplied with cord.

ME6, ME8 & ME10 @ 60HZ.



ME6, ME8 & ME10 @ 50HZ.



ORDERING INFORMATION

For standard 60HZ pump-motor combination, select model from TABLE I
For custom pump-motor combination, select from components in TABLE II

TABLE I Select pump-motor model or flow curve number providing the desired performance

FLOW CURVE	POLYPROPYLENE PUMP/MOTOR		PVDF PUMP/MOTOR		* Motor HP shown will handle full flow to a S.G. of:
	MODEL NUMBER	PRICE CODE	MODEL NUMBER	PRICE CODE	
1	ME6MPVGC1A-C.50	51-2611-C	ME6MKVGC1A-C.50	51-2711-C	1.60
2	ME6MPVGC2B-C.75	51-2622-D	ME6MKVGC2B-C.75	51-2722-D	1.60
3	ME8MPVGC3B-C.75	51-2832-D	ME8MKVGC3B-C.75	51-2932-D	1.50
4	ME10MPVGC4B-D1.0	51-3042-P	ME10MKVGC4B-D1.0	51-3142-P	1.35
5	ME10MPVGC5C-D1.5	51-3053-Q	ME10MKVGC5C-D1.5	51-3153-Q	1.50

* For higher specific gravity or reduced flow, refer to HP required.
Then refer to Table II and construct Model and Price Code number accordingly.

TABLE II To determine pump-motor for a specific flow, TDH, HP curve (dotted line) and then horizontally to HP scale. and/or specific gravity, select flow/pressure point on performance curve (solid line). Required HP is determined by moving vertically to corresponding Multiply indicated HP by specific gravity of fluid to be pumped. Select pump materials and construct Model and Price Code.

PUMP ¹		
MODEL	MODEL NUMBER	PCN
ME6	MPVGC POLYPROPYLENE	51-26
	MKVGC PVDF	51-27
ME8	MPVGC POLYPROPYLENE	51-28
	MKVGC PVDF	51-29
ME10	MPVGC POLYPROPYLENE	51-30
	MKVGC PVDF	51-31

IMPELLER				
	MODEL	FLOW CURVE	ADD TO	
			MODEL	PCN
60HZ	ME6	1	1	1
		2	2	2
	ME8	3	3	
	ME10	4	4	4
		5	5	5
50HZ	ME6	6	6	6
	ME8	7	7	7
		8	8	8
	ME10	9	9	9

¹ For pump only eliminate motor suffix from price code number.

² single phase - 115-208-230V/1/60 or 110-220V/1/50, Three phase – 208-230-460V/3/60 or 220-380V/3/50

MAGNET SET/FRAME SIZE				MOTOR ²					
	HP/KW	MAGNET SET	FRAME SIZE	ADD TO		SINGLE PHASE		THREE PHASE	
				MODEL	PCN	MODEL	PCN	MODEL	PCN
60HZ	.33	6 POLE	56C	A	1	-C.33	A	-D.33	J
	.50			A	1	-C.50	C	-D.50	K
	.75	8 POLE		B	2	-C.75	D	-D.75	L
	1.0			B	2	-C1.0	E	-D1.0	P
	1.5	10 POLE		C	3	-	-	-D1.5	Q
	2.0			C	3	-	-	-D2.0	V

50HZ	.50/.37	6 POLE	56C	A	1	-C.50-50	A	-D.50-50	E
	.75/.55			B	2	-C.75-50	C	-D.75-50	J
	1.0/.75	8 POLE		B	2	-C1.0-50	D	-D1.0-50	K
	1.5/1.1			C	3	-	-	-D1.5-50	L
	2.0/1.5	10 POLE		C	3	-	-	-D2.0-50	P

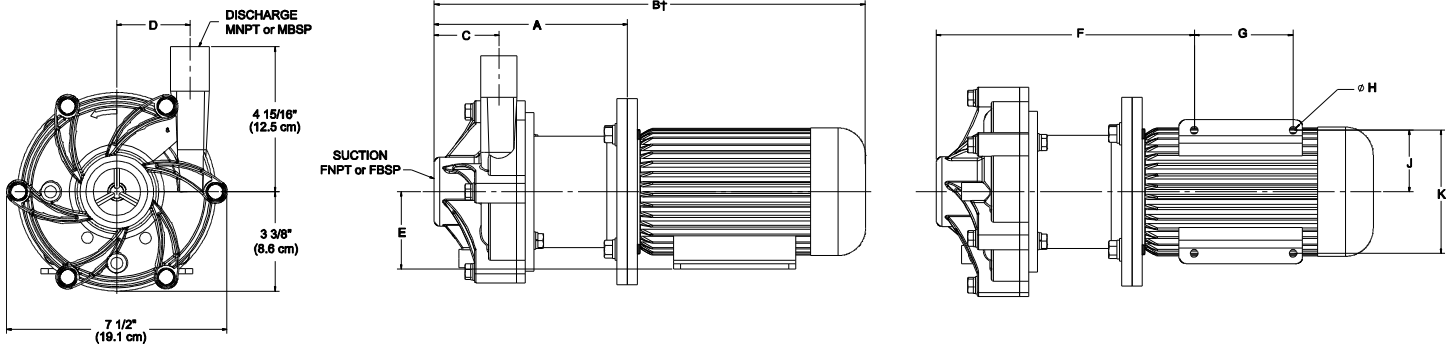
50HZ	.50/.37	6 POLE	71FR	D	4	-CM.37	A	-DM.37	C
	.75/.55			E	5	-	-	-DM.55	D
	1.0/.75	8 POLE		F	6	-	-	-DM.75	E
	1.5/1.1			G	7	-	-	-DM1.1	J
	2.0/1.5	10 POLE		90FR	H	8	-	-	-DM1.5

OPTIONAL

DESCRIPTION	ADD OR CHANGE MODEL	ADD TO PCN
'O'-ring: (Change V in Model)		
EPDM	-L	-1
Simriz	-Z	-2
Kalrez	-K	-3
Bushing: (Change C in Model)		
Teflon	-T	-T
Alumina Ceramic	-R	-R

DESCRIPTION	ADD OR CHANGE MODEL	ADD TO PCN
Connections:		
BSP Threads	-B	-B
Union	-U	-U
Flange	-F	-F
Specials:		
SiC (bushing, thrust ring, shaft)	-S	-S
Hastelloy	-H	-H
Titanium hardware	-M	-M
Non-Sparking ring	-N	-N
EXP Motor		
Also requires Non-sparking ring	-X-N	-XN

DIMENSIONS



With threaded connections and NEMA 56C frame motors.
Consult Serfilco for flanged or union connections or IEC motors

MODEL	SUCTION FNPT or FBSP	DISCHARGE MNPT or MBSP	A	B†	C	D	E	F	G	H	J	K	WEIGHT		
													PP	PVDF	
													Lbs (kg)		
<i>Inch (cm)</i>														<i>Lbs (kg)</i>	
ME6	1"	1"	7 3/16" (18.3)	17 7/16" (44.3)	2 15/32" (6.3)	2 9/32" (5.8)	3 1/2" (8.9)	9 15/16" (25.2)	3" (7.6)	11/32" (0.9)	2 7/16" (6.2)	4 7/8" (12.4)	10.5 (4.8)	11.1 (5.0)	
ME8	1 1/2"	1"	7 1/16" (17.9)	17 9/32" (43.9)	2 11/32" (6.0)	2 1/2" (6.4)	3 1/2" (8.9)	9 25/32" (24.8)	3" (7.6)	11/32" (0.9)	2 7/16" (6.2)	4 7/8" (12.4)	10.5 (4.8)	11.1 (5.0)	
ME10	1 1/2"	1 1/2"	7 3/32" (18.0)	17 11/32" (44.1)	2 9/32" (5.8)	2 19/32" (6.6)	3 1/2" (8.9)	9 27/32" (25.0)	3" (7.6)	11/32" (0.9)	2 7/16" (6.2)	4 7/8" (12.4)	10.5 (4.8)	11.1 (5.0)	

Dimensions and weights are for reference only. Weights listed are for pump only; motor not included.
† Varies with motor manufacturer.