

STANLEY®

PALLET TRUCKS, STACKERS, & TABLE LIFTERS (EU)



STANLEY®

MOVING **SOLUTIONS** FOR **WAREHOUSE,** **WORKSHOP** AND **INDUSTRY**

Designed for the challenges of real working environments, every **STANLEY® truck** combines user friendly features with rugged build quality for safe, easy and secure moving, whatever the load.

STANLEY® trucks are designed from the ground upwards; choose from different chassis types, capacities and lifting capabilities to provide you with the ideal **STANLEY® truck** for the job.

When you choose a **STANLEY® truck**, you can be sure of reliable performance, day after day, year after year. That's why every model is built to last with a 5 Year Warranty* as standard.

*

5 YEARS
GUARANTEE
www.STANLEYTRUCKS.com



STANLEY



STANLEY[®]

A close-up photograph of a yellow Stanley power tool handle. The word "STANLEY" is printed vertically in bold, black, sans-serif capital letters on the side of the handle. A small registered trademark symbol (®) is located at the bottom right of the word. Below the text, there is a circular silver-colored fastener or screw. The handle is made of a smooth, yellow plastic material. In the background, parts of the tool's internal mechanism, including a metal housing and a black wheel, are visible.

CONTENTS



09

COMMERCIAL TRUCKS



10

INDUSTRIAL TRUCKS



12

SCALE TRUCK



13

SCISSOR TRUCK



13

MANUAL STACKERS



14

TABLE LIFTERS

STANLEY PALLET TRUCK FEATURES

Proportional lowering

Models with proportional lowering allow you to determine the lowering speed of the STANLEY® TRUCK with the hand lever. Pull the lowering handle just slightly to lower the load very slowly. Pull it all the way to lower the load more quickly. This way even very heavy loads can be placed on the ground in a smooth and controlled manner.

80cm markings

Both commercial and industrial STANLEY® TRUCKS have markings stamped into the forks at 80cm. This indicates the depth for picking up euro pallets widthwise without the forks sticking out or the rollers getting stuck between the pallet's crossbeams.

Rollers

Just like the wheels, the rollers differ between Commercial and Industrial STANLEY® TRUCKS. Commercial models are equipped with nylon rollers. Industrial models feature PU rollers that offer more damping.

Entry / Exit Rollers

All Industrial STANLEY® TRUCKS have entry / exit rollers. The entry and exit rollers lift the forks slightly, allowing the tandem rollers to roll onto the pallet's floor slats with less effort.

Pressure valve

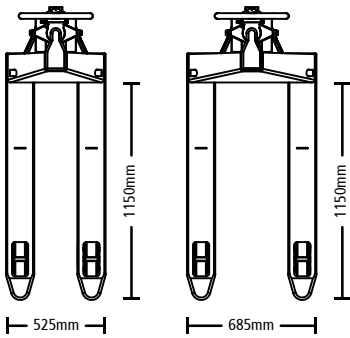
All STANLEY® TRUCKS are equipped with an overload pressure valve. As soon as the loaded weight is too high the pressure valve releases oil from to pump to prevent structural damage to the pump housing and pallet truck.



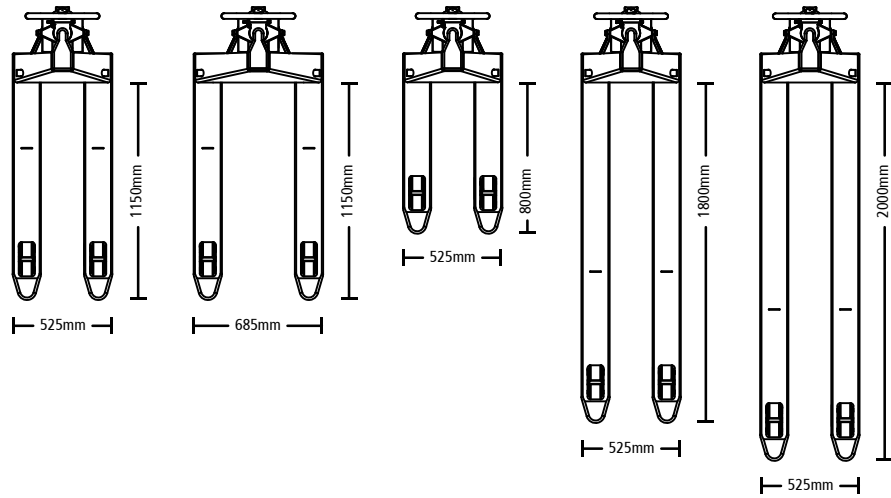
NEW

AVAILABLE FORK SIZES

Commercial Pallet Trucks



Industrial Pallet Trucks



STEERING WHEEL VARIATIONS


Commercial



STANLEY® pallet trucks are available in two steering wheel options. The Commercial models have a PU wheel on a Nylon hub. The Industrials have a rubber wheel on an aluminium hub. Both have different advantages.

PU Wheels are harder and thinner. They have less friction on hard surfaces and deform less under heavy loads. This makes them ideally suited for working on a smooth hard surface like concrete. They also are less prone mark the floor, but can be difficult to move over small obstacles.

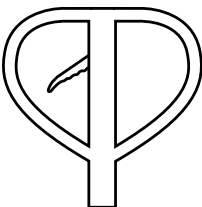
Industrial



Rubber wheels on the other hand are softer and thicker. The rubber act as a cushioning. This means they are more equipped to deal with irregularities in the floor surface. These wheels are therefore ideally suited to move over rough tiles or small doorsteps. On concrete floors they make less noise than PU wheels.

HANDLE SHAPE VARIATIONS

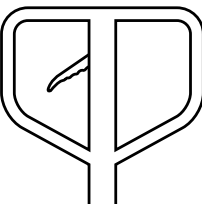
Commercial



Handle Shapes

STANLEY® Commercial Pallet Trucks are equipped with a standard heart shaped steel handle. Industrial trucks have a slightly taller square shaped handle that has more room for your hands to grip vertically. This allows you to push heavy loads more easily.

Industrial



PALLET TRUCKS / STACKERS OVERVIEW

Type	Model no.	Capacity	Fork length	Pressure Valve	Extra Wide	Max. load height	Low noise	Anti-marking	Proportional lowering	Entry / Exit Rollers
Commercial	SXWTC-EPT-22	2200kg	M	•		115mm		•		
	SXWTC-EPT-22W	2200kg	M	•	•	115mm		•		
Industrial	SXWTI-EPT-25	2500kg	M	•		115mm	•		•	•
	SXWTI-EPT-25W	2500kg	M	•	•	115mm	•		•	•
	SXWTI-EPT-25XXS	2500kg	XXS	•		115mm	•		•	•
	SXWTI-EPT-25XL	2500kg	XL	•		115mm	•		•	•
	SXWTI-EPT-25XXL	2500kg	XXL	•		115mm	•		•	•
Scale Truck	SXWTI-CPT-SCALE1	2000kg	M	•		165mm		•	•	•
Scissor Truck	SXWTI-CPT-SCIS10	1000kg	M	•		800mm		•	•	
Manual Stackers	SXWTI-CSTACK05	500kg	M	•		1600mm		•	•	
	SXWTI-CSTACK10	1000kg	M	•		1600mm		•	•	
	SXWTI-CSTACK15	1500kg	M	•		1600mm		•	•	

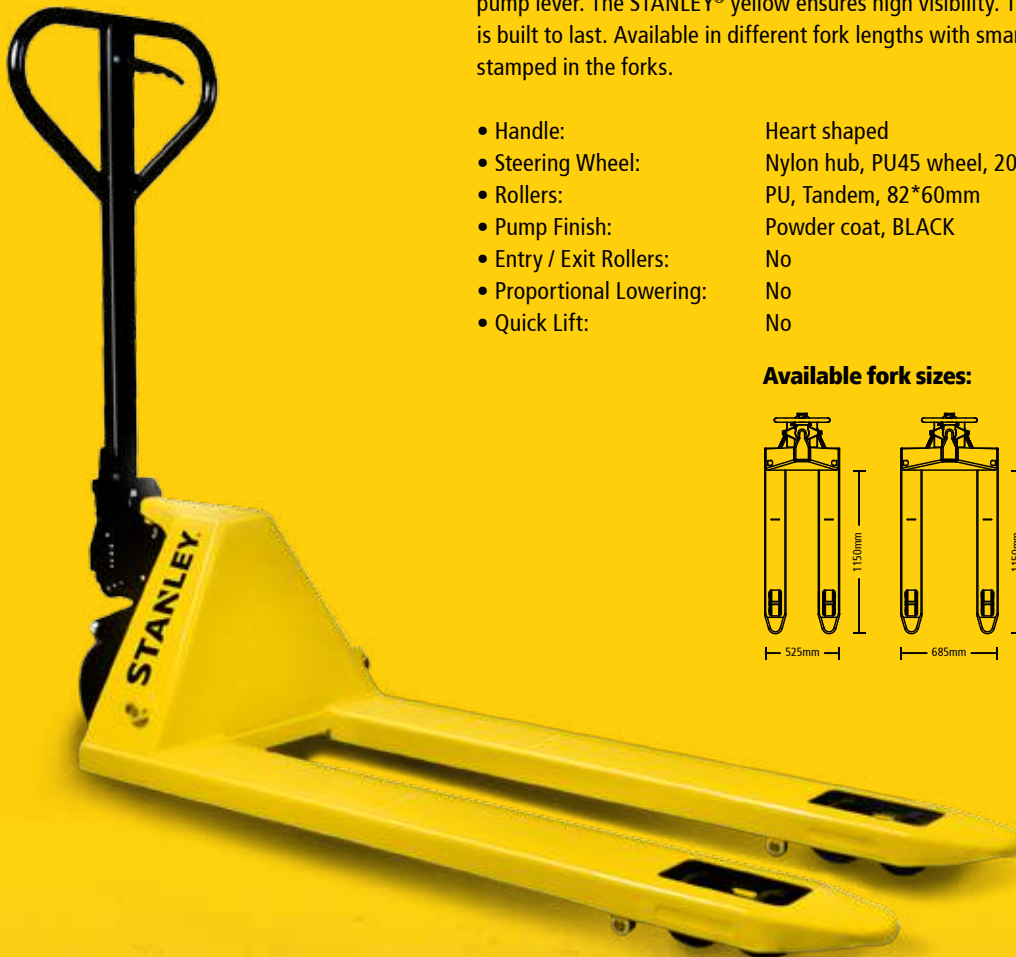
TABLE LIFTERS OVERVIEW

Type	Model no.	Capacity	Table Dimensions	Table Height	Wheel diameter	Proportional lowering
Table Lifters	SXWTI-CTABL-X150	150kg	740x450x35mm	225 - 740mm	100mm	•
	SXWTI-CTABL-X300	300kg	815x500x50mm	340 - 900mm	127mm	•
	SXWTI-CTABL-X500	500kg	850x500x50mm	340 - 900mm	127mm	•
	SXWTI-CTABL-XX350	350kg	910x500x50mm	350 - 1300mm	127mm	•
	SXWTI-CTABL-XX800	800kg	1220x610x60mm	475 - 1500mm	150mm	•

COMMERCIAL TRUCKS

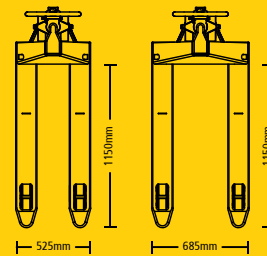
PALLET TRUCK - 2200KG

The STANLEY® Commercial Pallet Truck gets the job done. All the essential features are included: overflow valve, tandem rollers, and a three position pump lever. The STANLEY® yellow ensures high visibility. The metal frame is built to last. Available in different fork lengths with smart 80cm markings stamped in the forks.



- Handle: Heart shaped
- Steering Wheel: Nylon hub, PU45 wheel, 200*45mm
- Rollers: PU, Tandem, 82*60mm
- Pump Finish: Powder coat, BLACK
- Entry / Exit Rollers: No
- Proportional Lowering: No
- Quick Lift: No

Available fork sizes:



Product Code	Barcode	Dimensions	Steering Wheel	Capacity
SXWTC-EPT-22	8717496635914	525 x 1150mm	PU, 160x50mm	2200kg
SXWTC-EPT-22W	8717496635921	685 x 1150mm	PU, 160x50mm	2200kg

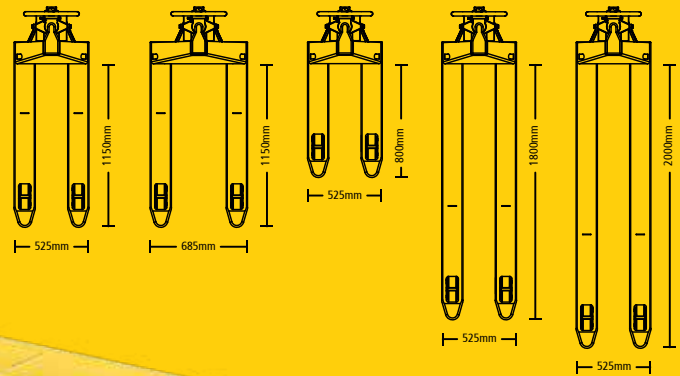
INDUSTRIAL TRUCKS

PALLET TRUCK 2500KG STANDARD FORKS

The STANLEY® Industrial Pallet Truck is a full featured truck. Equipped with a proportionally lowering pump, larger handle, cushioning rubber wheels, and entry / exit rollers. This Truck is made to handle more demanding working conditions such as rough surfaces or small steps. Available in 5 different sizes with 80cm markings stamped in the forks.

- Handle: Square shaped
- Steering Wheel: Alu hub, Rubber wheel, 200*55mm
- Rollers: PU, Tandem, 82*60mm
- Pump Finish: Powder coat, BLACK
- Entry / Exit Rollers: Yes
- Proportional Lowering: Yes
- Quick Lift: Yes

Available fork size:



Product Code	Barcode	Dimensions	Steering Wheel	Capacity
SXWTI-EPT-25	8717496635938	525 x 1150mm	Alu hub, Rubber wheel	2500kg
SXWTI-EPT-25W	8717496635945	685 x 1150mm	Alu hub, Rubber wheel	2500kg

PALLET TRUCK 2500KG SHORT FORKS



- Handle: Square shaped
- Steering Wheel: Alu hub, Rubber wheel, 200*55mm
- Rollers: PU, Tandem, 82*60mm
- Pump Finish: Powder coat, BLACK
- Entry / Exit Rollers: Yes
- Proportional Lowering: Yes
- Quick Lift: Yes

Product Code	Barcode	Dimensions	Steering Wheel	Capacity
SXWTI-EPT-25XXS	8717496635952	525 x 800mm	Alu hub, Rubber wheel	2500kg

PALLET TRUCK 2500KG LONG FORKS



- Handle: Square shaped
- Steering Wheel: Alu hub, Rubber wheel, 200*55mm
- Rollers: PU, Tandem, 82*60mm
- Pump Finish: Powder coat, BLACK
- Entry / Exit Rollers: Yes
- Proportional Lowering: Yes
- Quick Lift: Yes

Product Code	Barcode	Dimensions	Steering Wheel	Capacity
SXWTI-EPT-25XL	8717496635990	520 x 1800mm	Alu hub, Rubber wheel	2500kg

PALLET TRUCK 2500KG EXTRA LONG FORKS



- Handle: Square shaped
- Steering Wheel: Rubber/Aluminium 200x50mm
- Rollers: PU, Tandem, 82*60mm
- Pump Finish: Powder coat, BLACK
- Entry / Exit Rollers: Yes
- Proportional Lowering: Yes
- Quick Lift: Yes

Product Code	Barcode	Dimensions	Steering Wheel	Capacity
SXWTI-EPT-25XXL	8717496636003	525 x 2000mm	Alu hub, Rubber wheel	2500kg

SCALE TRUCKS, SCISSOR TRUCKS, & STACKERS

SCALE PALLET TRUCK

The STANLEY® Industrial Scale Pallet Truck takes the guesswork out of pallet handling. Equipped with a proportionally lowering pump, a larger handle, cushioning rubber wheels, and entry / exit rollers. To speed up your workflow the truck comes with an integrated scale to weigh the pallet load accurately and on the spot. This model is ROHS Compliant and conform EN ISO3691-5:2014.

- Material: Steel
- Handle: Steel Square shaped, Rubber Wrapped
- Steering Wheels: PU/Nylon 160x50mm
- Load Rollers: Tandem, PU 70mm
- Pump-Finish: Black, Powder Coated
- Weight: 120KG



Product Code	Barcode	Dimensions	Steering Wheel	Capacity
SXWTI-CPT-SCALE1	8717496636591	540 x 1150mm	PU/Nylon	2000kg

SCISSOR PALLET 550X1220MM FORKS

The STANLEY® Scissor Truck is a combination of a Pallet Truck and a Lifting Table. Ideal for picking and packing ergonomically. The scissor lift keeps the load at the correct working height for the operator, making it easier to handle heavy items. Under 250kg the quick lifting mechanism doubles the lifting speed.



- Material: Steel
- Height: 85-800mmmm
- Handle: Steel, Plastic Coated
- Steering Wheels: PU/Nylon 180x50mm
- Load Rollers: Tandem, PU 74x50mm
- Pump: Black, Powder Coated
- Weight: 119 KG

Product Code	Barcode	Dimensions	Steering Wheel	Capacity
SXWTI-CPT-SCIS10	8717496636607	550 x 1220mm	Alu hub, Rubber wheel	1000kg

MANUAL STACKER - 500KG / 1000KG

The STANLEY® Manual Stacker 500kg and 100kg are equipped with standard formed metal forks. The STANLEY® Stacker range enables you to lift and rack pallets up to a height of 1,6m. The pump comes standard with proportional lowering and a foot pedal to speed up the lifting process.



- Material: Steel
- Height: 85-1600mm / 85 - 3000mm
- Handle: Steel, Plastic Coated
- Front Wheels: PU/Nylon 74x55mm / 74x70mm
- Rear Wheels: PU/Nylon 150x42mm / 180x50mm
- Weight: 174KG / 212KG

Product Code	Barcode	Dimensions	Steering Wheel	Capacity
SXWTI-CSTACK05	8717496636614	550 x 1150mm	PU/Nylon	500kg
SXWTI-CSTACK10	8717496636621	550 x 1150mm	PU/Nylon	1000kg

MANUAL STACKER - 1500KG

The STANLEY® Manual Stacker 1500kg is equipped with adjustable forged forks. The STANLEY® Stacker range enables you to lift and rack pallets up to a height of 1,6m. The pump comes standard with proportional lowering and a foot pedal to speed up the lifting process.



- Material: Steel
- Forks Height: 85-1600mm
- Handle: Steel, Plastic Coated
- Front Wheels: PU/Nylon 74x70mm
- Rear Wheels: PU/Nylon 180x50mm
- Weight: 216KG

Product Code	Barcode	Dimensions	Steering Wheel	Capacity
SXWTI-CSTACK15	8717496636638	200/950 x 1600mm	PU/Nylon	1500kg

TABLE LIFTERS

TABLE LIFTER - 150KG



The STANLEY® Table Lifter 300kg has a scissor lifting mechanism. This enables it to lift loads up to height of 0,9m without compromising on maximum load capacity. All STANLEY® lifting tables are raised with a foot pedal and can be proportionally lowered with a hand lever. Lockable rear casters insure a firm working surface.

- Material: Steel
- Caster Wheels: 100mm
- Height Handle: 750mm
- Weight: 44KG

Product Code	Barcode	Table Dimensions	Table Height	Capacity
SXWTI-CTABL-X150	8717496636645	740x450x35mm	225 - 750mm	150kg

TABLE LIFTER - 300KG



The STANLEY® Table Lifter 300kg has a scissor lifting mechanism. This enables it to lift loads up to height of 0,9m without compromising on maximum load capacity. All STANLEY® lifting tables are raised with a foot pedal and can be proportionally lowered with a hand lever. Lockable rear casters insure a firm working surface.

- Material: Steel
- Caster Wheels: 127mm
- Height Handle: 900mm
- Weight: 82KG

Product Code	Barcode	Table Dimensions	Table Height	Capacity
SXWTI-CTABL-X300	8717496636652	815x500x50mm	340 - 900mm	300kg

TABLE LIFTER - 500KG



The STANLEY® Table Lifter 500kg has a heavy duty scissor lifting mechanism. This enables it to lift loads up to height of 0,9m without compromising on maximum load capacity. All STANLEY® lifting tables are raised with a foot pedal and can be proportionally lowered with a hand lever. Lockable rear casters insure a firm working surface.

- Material: Steel
- Caster Wheels: 127mm
- Height Handle: 900mm
- Weight: 87KG

Product Code	Barcode	Table Dimensions	Table Height	Capacity
SXWTI-CTABL-X500	8717496636669	850x500x50mm	340 - 900mm	500kg

TABLE LIFTER - 350KG



The STANLEY® Table Lifter 350kg has a double scissor mechanism. This enables it to lift loads up to height of 1,3m without compromising on maximum load capacity. All STANLEY® lifting tables are raised with a foot pedal and can be proportionally lowered with a hand lever. Lockable rear casters insure a firm working surface.

- Material: Steel
- Caster Wheels: 127mm
- Height Handle: 1300mm
- Weight: 105KG

Product Code	Barcode	Table Dimensions	Table Height	Capacity
SXWTI-CTABL-XX350	8717496636676	910x500x50mm	350 - 1300mm	350kg

TABLE LIFTER - 800KG



The STANLEY® Table Lifter 800kg has a heavy duty double scissor mechanism. This enables it to lift loads up to height of 1,3m without compromising on maximum load capacity. All STANLEY® lifting tables are raised with a foot pedal and can be proportionally lowered with a hand lever. Lockable rear casters insure a firm working surface.

- Material: Steel
- Caster Wheels: 150mm
- Height Handle: 1500mm
- Weight: 172KG

Product Code	Barcode	Table Dimensions	Table Height	Capacity
SXWTI-CTABL-XX800	8717496636683	1220x610x60mm	475 - 1500mm	800kg

STANLEY®

Manufactured under license by SAM-Works UK Ltd.
Ground Floor, Suite F, Breakspear Park, Breakspear Way,
Hemel Hempstead, Hertfordshire, HP2 4TZ United Kingdom
Email: sales@stanleytrucks.com

STANLEY® is a registered trademark of The Stanley Works
or its affiliates and is used under license.

All rights reserved. Neither this catalogue, nor its text, illustration, drawings or part thereof, may be reproduced, stored in a retrieval system, photocopied, recorded or transmitted in any form, whether electronic or otherwise, without Stanley's consent. To the best of Stanley's knowledge, all descriptions and illustrations contained in this catalogue are correct at the time of going to print.

All rights reserved. © SAM-Works 2017 / rev.01