


- The address of Ecole Centrale de Lyon:

Ecole Centrale de Lyon, 36 Avenue Guy de Collongue. 69134 Ecully Cedex

- To access the Ecole Centrale de Lyon, you can consult the website of the Ecole Centrale de Lyon:

<https://www.ec-lyon.fr/en/campus-life/life-campus/getting-centrale-lyon>




Campus Life

- › Life on campus
- › Where should I live?
- The Library
- Associations at Centrale Lyon
- Sport
- Highlights of the Centrale Lyon year
- › Registration FAQ

Getting to Centrale Lyon

Ecole Centrale de Lyon is located in Ecully, a municipality situated about 12 km northeast of the centre of Lyon.



Documents & links

- 🗺 Access Map (Open Street Maps) [↗](#)
- 🚆 SNCF [↗](#)
- 🚊 TCL (Lyon Public Transports) [↗](#)
- 🗺 ViaMichelin [↗](#)
- ✈ Lyon Saint-Exupéry Airport [↗](#)
- ✈ Paris Airport [↗](#)

By Car



From Lyon Saint-Exupéry Airport

- Leave the airport by following the signs saying **Lyon/Chambéry/Grenoble**.
- Then take the **A43 Lyon**.
- While on the A43, go through the interchange with the **A46** by following Lyon, then take the exit marked **Paris/Bourg-en-Bresse/Périphérique Nord**.
- Continue on the *périphérique nord* (north ring road) following signs to Paris, before getting onto the **A6**. Watch out, the *périphérique nord* has a toll.
- Take the **exit marked Écully/Champagne**, follow signs to **Écully** (on the left) then **Écully Le Pérollier** (2nd on the right)
- Then follow the above instructions "From Paris".

By Plane

From airports in Paris

- From Roissy-Charles de Gaulle Airport, go to the train station called Aéroport Charles de Gaulle 2-TGV, which is situated in Terminal 2. From there, take a TGV to Lyon and follow the above instructions "Train".
- From Orly Airport, go to the train station in Paris called *Gare de Lyon* (yes, it's confusing). From there, take a TGV to Lyon and follow the above instructions "Train".



From Lyon Saint-Exupéry Airport

- Take the **RhôneExpress** [↗](#) bus which links Lyon-Saint Exupéry Airport and Lyon Part-Dieu train station. The journey takes about 30 minutes.
- The train operates seven days a week, every 15 minutes between 6 am and 9 pm, as well as every 30 minutes from 5 am - 6 am and 9 pm - midnight.
- Then follow the instructions to get to Centrale from Lyon Part-Dieu train station (see above).

By Public Transports

Lyon has two train stations: Lyon Perrache and Lyon Part-Dieu.



From Lyon Perrache (journey takes about 30 minutes)

Bus n°55: direction Campus Lyon Ouest, stop Campus Lyon Ouest

From Lyon Part-Dieu (journey takes about 30 to 45 minutes)

Métro B: direction Gare d'Oullins, stop Saxe-Gambetta ;
then **métro D**: direction Gare de Vaise, stop Gorge de Loup ;
then **bus n°3**: direction Dardilly Le Jubin, stop Campus Lyon Ouest.

Otherwise :

Métro B: direction Gare d'Oullins, stop Saxe-Gambetta ;
then **métro D**: direction Gare de Vaise, stop Gare de Vaise (terminus);
then **bus n°4**: direction Campus Lyon Ouest, stop Campus Lyon Ouest (terminus) (Note that this bus doesn't operate between 9:50am and 3:57pm or after 7:32pm on weekdays, and it doesn't operate at all on weekends).

Otherwise :

Métro B: direction Gare d'Oullins, stop Saxe-Gambetta ;
then **métro D**: direction Gare de Vaise, stop Gare de Vaise (terminus);
then **bus n°4**: direction Campus Lyon Ouest, stop Campus Lyon Ouest (terminus) (Note that this bus doesn't operate between 9:50am and 3:57pm or after 7:32pm on weekdays, and it doesn't operate at all on weekends).

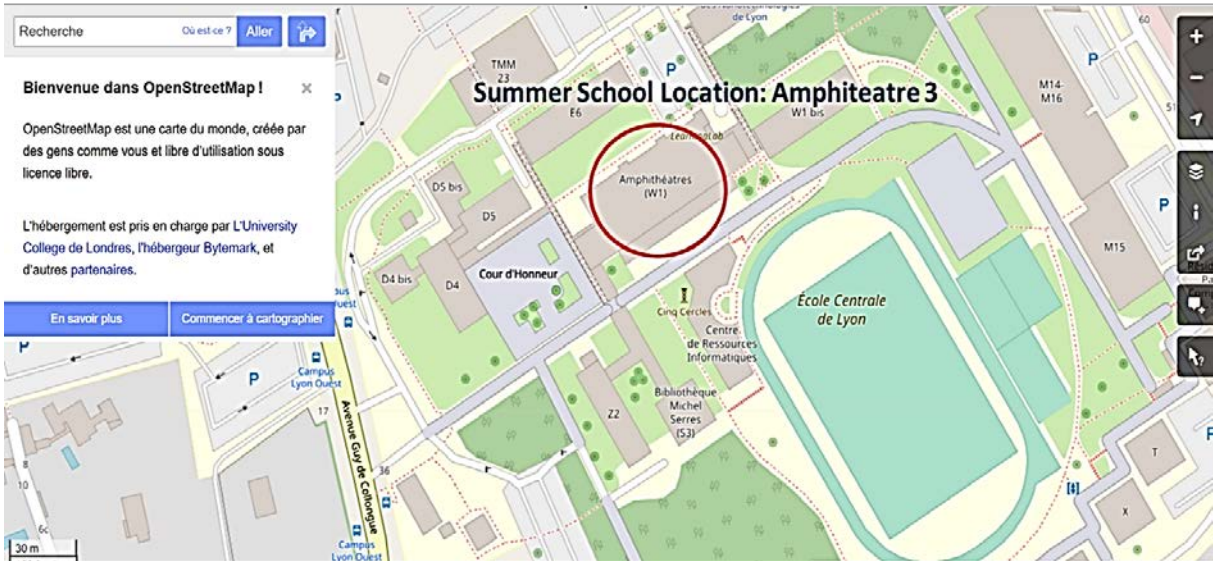
From the centre of Lyon (journey takes about 35 to 50 minutes)

Bus n°19: direction Le Pérollier, stop Ecully Centre.
Then **bus n°3**: direction Dardilly Le Jubin, stop Campus Lyon Ouest

⚠ Note that at night, on weekends, and during university holidays buses arrive much less frequently and the n°4 bus doesn't operate at all.

You can [use the TCL website](#) to plan the exact times of your

Ecole Centrale of Lyon



Ecole Centrale of Lyon



International Summer School

Amphitheater 3

