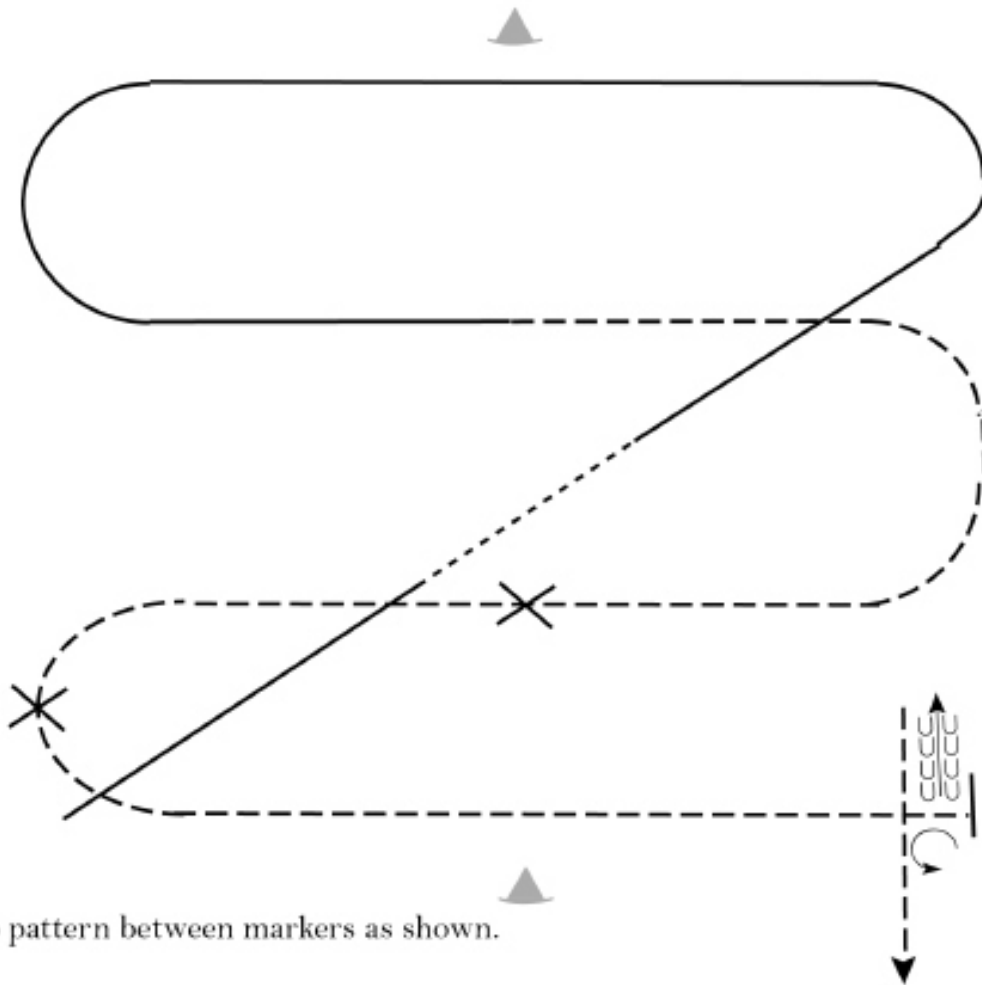


SB.36 AQHA L1 Youth (Nov. Youth)
SB.37 AQHA L1 Amateur (Nov. Amateur)

EQUI-TREK AQHA-UK CHAMPIONSHIP SHOW 2019

EQUI-TREK AQHA-UK CHAMPIONSHIP SHOW 2019



Keep pattern between markers as shown.

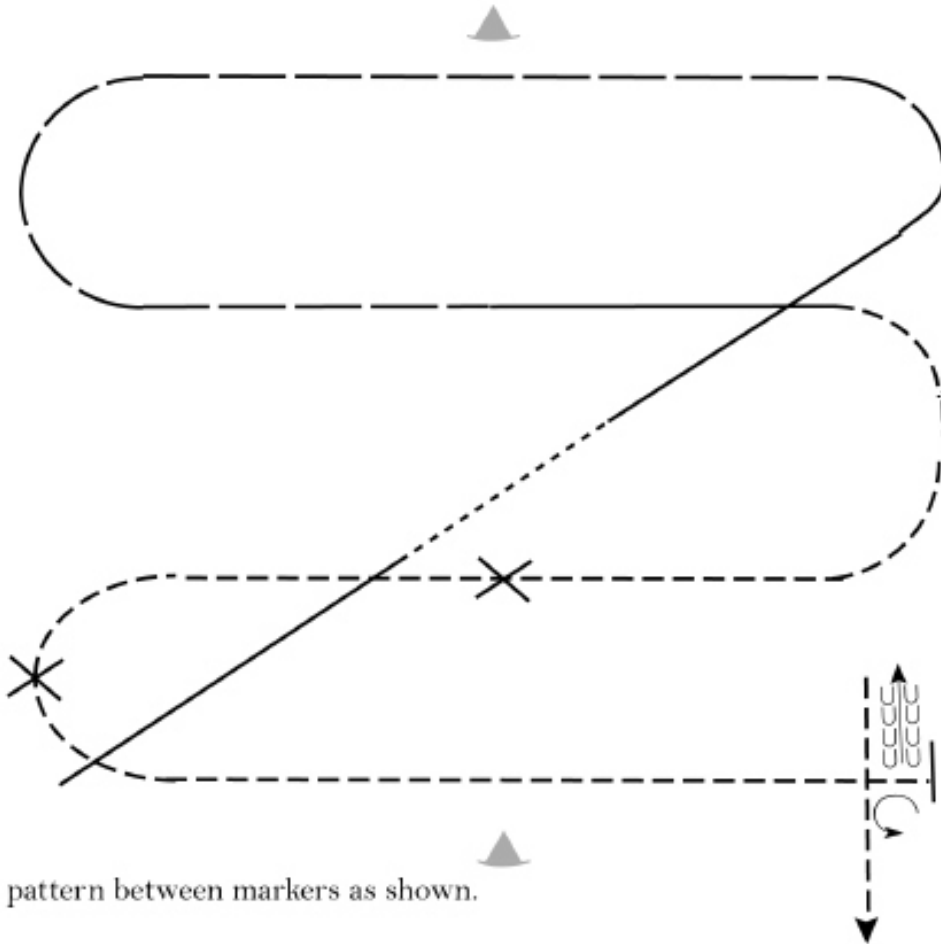
1. Canter right lead then walk several strides.
2. Canter left lead around to center of pattern.
3. Posting trot on the left diagonal then sitting trot (at X).
4. Posting trot on the right diagonal (at X).
5. Halt and perform a 3/4 turn on the forehand left.
6. Back approximately 2 horse lengths then exit at a trot.

Walk
Trot	- - - - -
Extended Trot	- - - - -
Canter	—————
Leg Yield	
Lead Change	↘ ↙
Back	←←←←←
Marker	Ⓚ
Sidepass	← ← ← ←
Hand Gallop	———

SB.38 AQHA Youth
 SB.39 AQHA Amateur

EQUI-TREK AQHA-UK CHAMPIONSHIP SHOW 2019

EQUI-TREK AQHA-UK CHAMPIONSHIP SHOW 2019



Keep pattern between markers as shown.

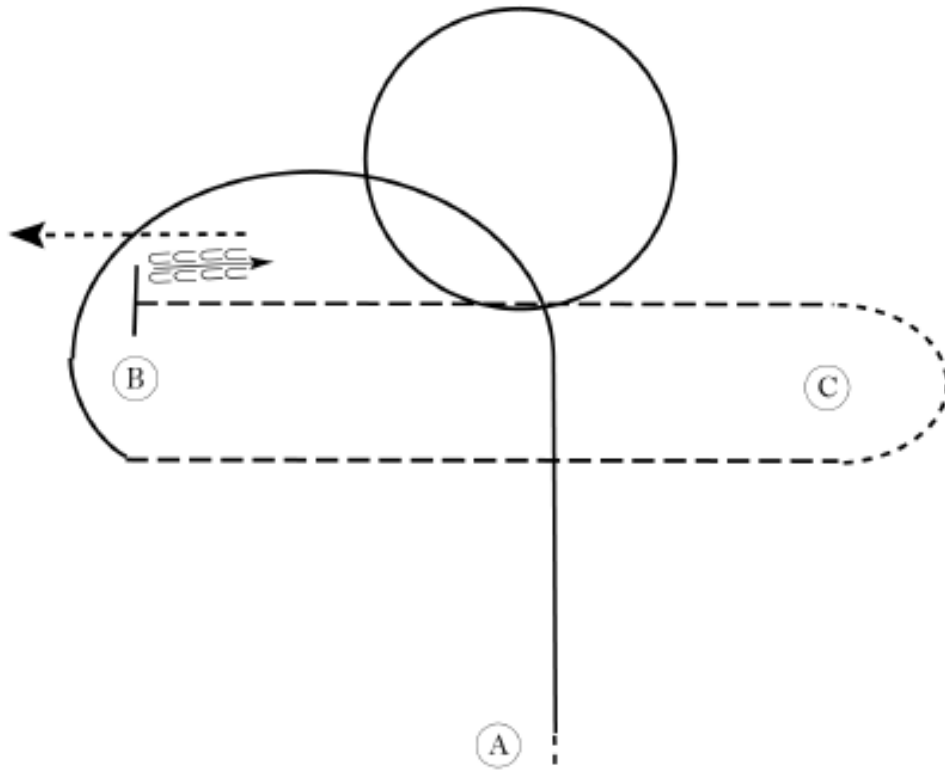
1. Canter right lead then walk several strides.
2. Canter left lead and move into the hand gallop before corner.
3. Collect to a canter before trotting.
4. Posting trot on the left diagonal then sitting trot (at X).
5. Posting trot on the right diagonal (at X).
6. Halt and perform a 3/4 turn on the forehand left.
7. Back approximately 2 horse lengths then exit at a trot.

Walk
Trot	-----
Extended Trot	-----
Canter	—————
Leg Yield	
Lead Change	↘↙
Back	←←←←
Marker	ⓑ
Sidepass	←←
Hand Gallop	—————

SB.158 AQHA-UK Amateur Championship

EQUI-TREK AQHA-UK CHAMPIONSHIP SHOW 2019

EQUI-TREK AQHA-UK CHAMPIONSHIP SHOW 2019



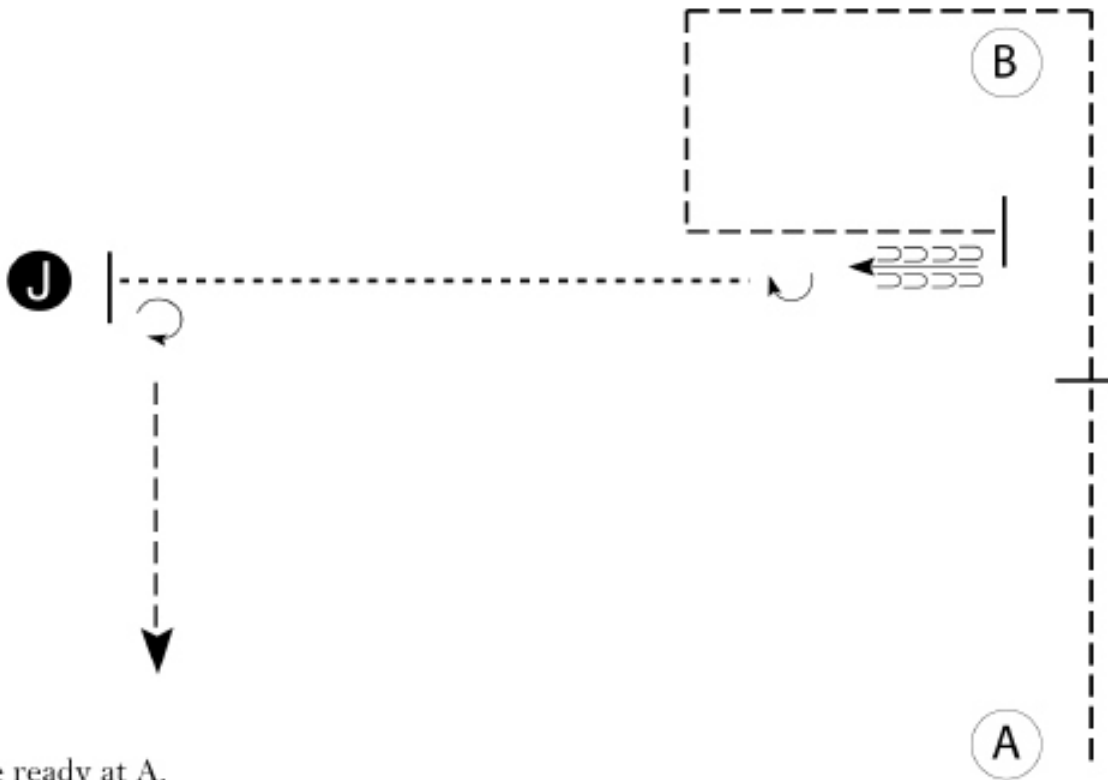
Be ready before A.

1. Walk to A.
2. Canter on the left lead to center of pattern and in a half circle around B.
3. Trot on the right diagonal from B to C.
4. Walk around C.
5. Trot on the left diagonal halfway to B.
6. Canter a right lead circle.
7. Sitting trot until even with B.
8. Halt at B and back approximately one horse length. Walk straight away.

Follow the instructions of your ring steward.

Walk	-----
Trot	-----
Extended Trot	-----
Canter	-----
Leg Yield	
Lead Change	↘
Back	←←←←
Marker	(B)
Sidepass	←←
Hand Gallop	-----

SB.70 AQHA L1 Youth (Nov. Youth)
SB.71 AQHA L1 Amateur (Nov. Amateur)

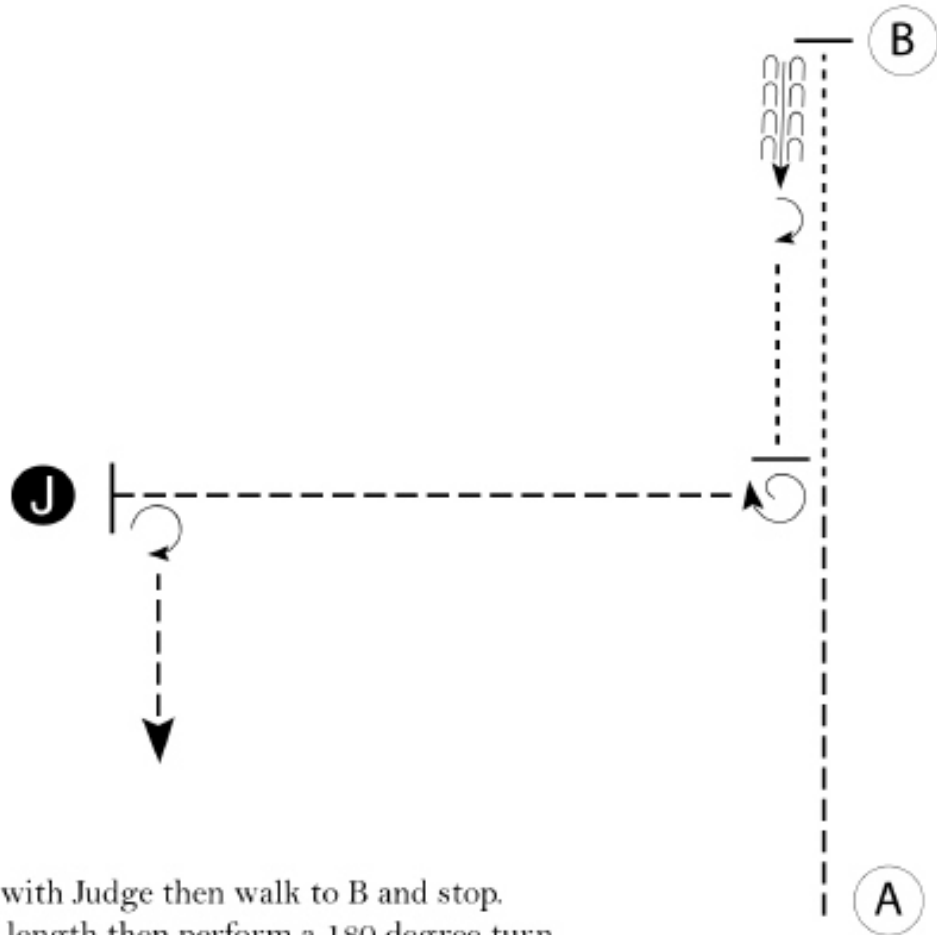


Be ready at A.

1. Trot halfway to B and stop.
2. Resume the trot, and trot a rectangle around B and stop even with B.
3. Back approximately one horse length and perform a 180 degree turn.
4. Walk to the Judge and stop.
5. Set up for inspection.
6. When dismissed, perform a 270 degree turn and trot to exit.
7. Pattern is complete once you have trotted more than one horse length away from Judge.

Walk	-----
Trot	- - - - -
Back	← - - - -
Marker	⊙ B
Judge	⊙ J

SB.72 AQHA Youth
 SB.73 AQHA Amateur

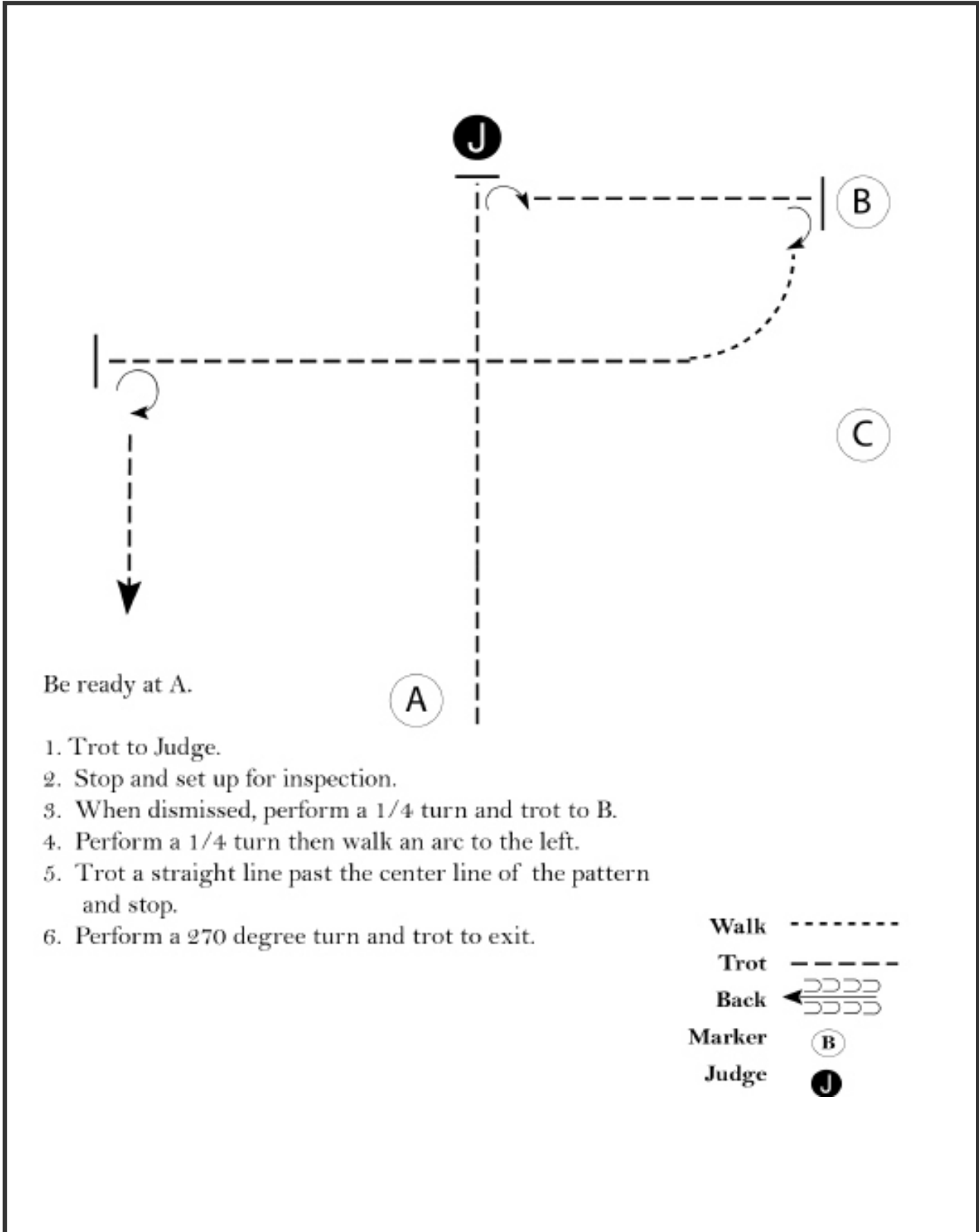


Be ready at A.

1. Trot until even with Judge then walk to B and stop.
2. Back one horse length then perform a 180 degree turn.
3. Walk until your horse's hip is even with Judge.
4. Perform a 1 1/4 turn.
5. Trot to Judge.
6. Set up.
7. Inspection. When dismissed, perform a 270 degree turn and trot to exit.

Walk -----
 Trot - - - - -
 Back ← C C C C
 Marker (B)
 Judge (J)

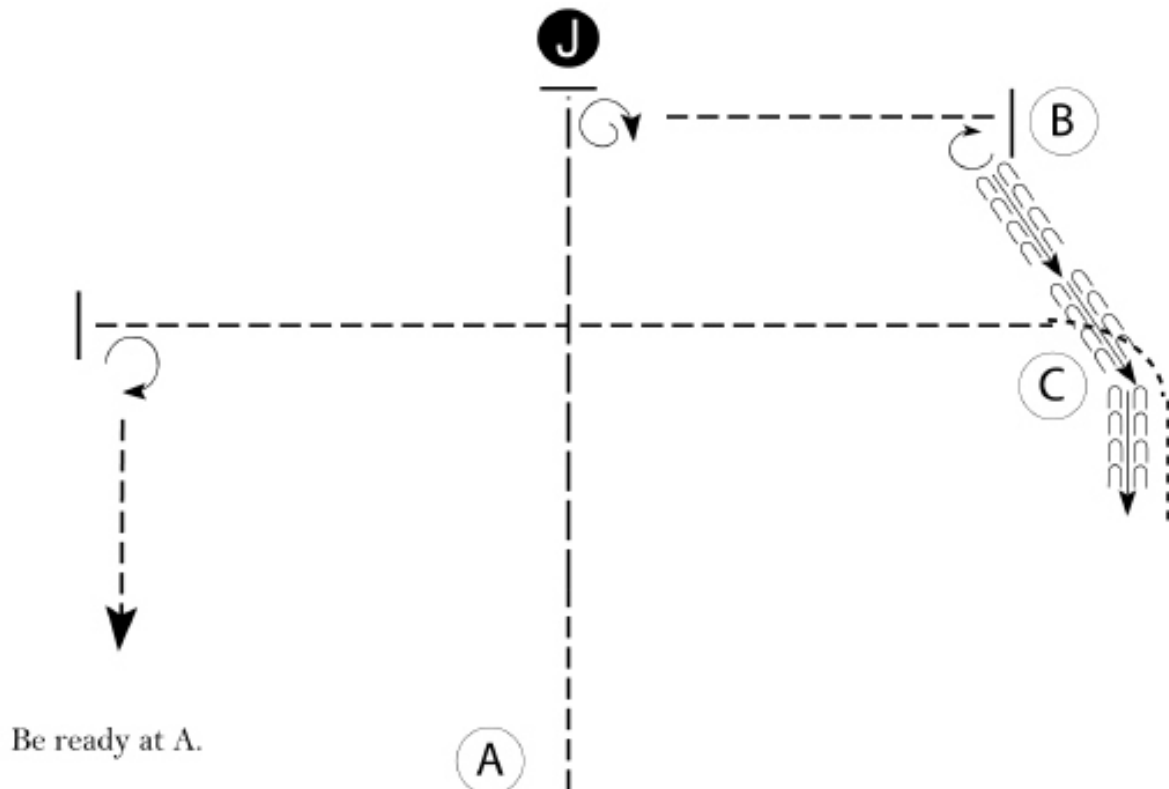
SB.179 Unaff. All Breed



SB.180 AQHA-UK Youth Championship
SB.181 AQHA-UK Amateur Championship

EQUI-TREK AQHA-UK CHAMPIONSHIP SHOW 2019

EQUI-TREK AQHA-UK CHAMPIONSHIP SHOW 2019

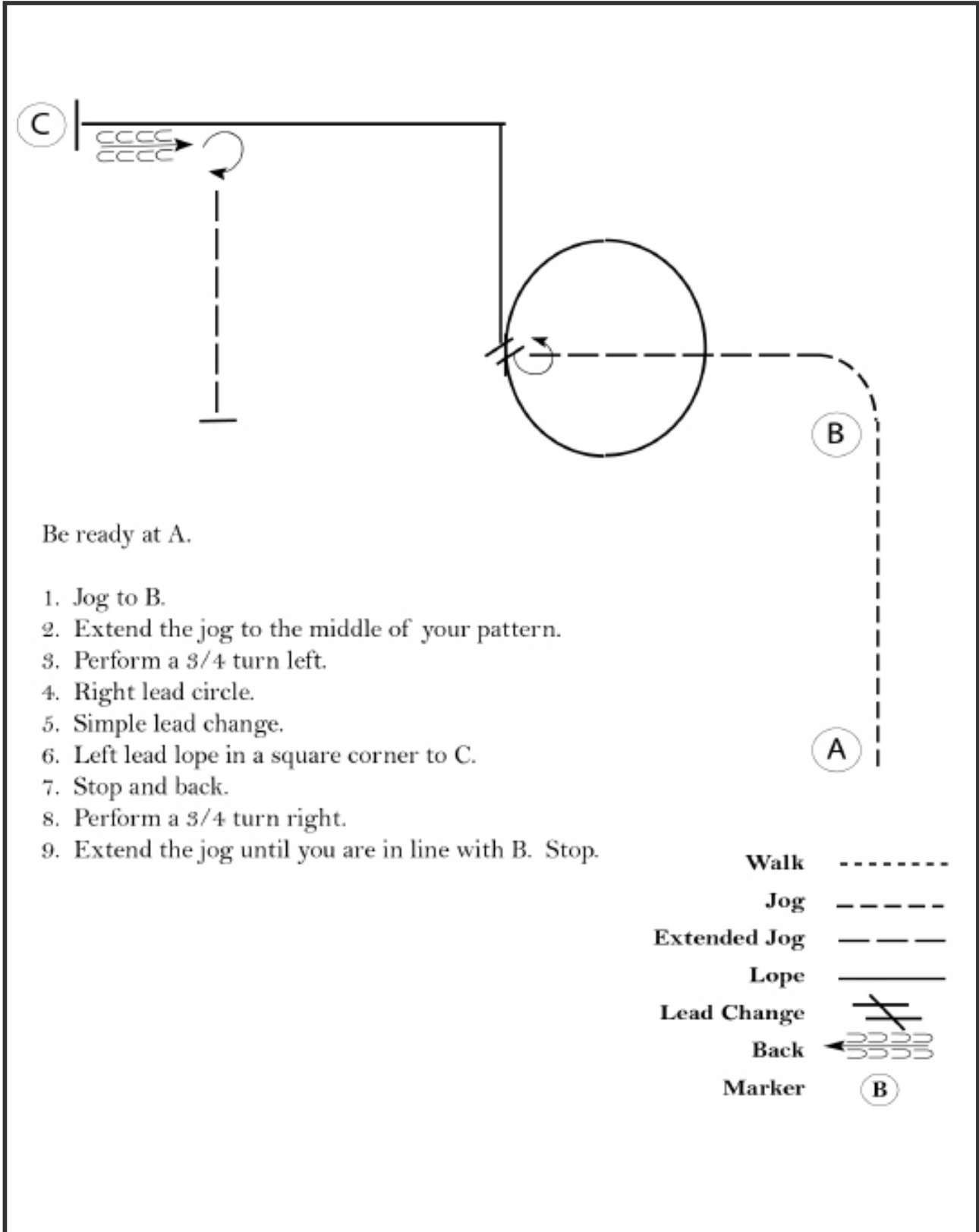


Be ready at A.

1. Begin at a trot for several strides then build to an extended trot to Judge.
2. Stop and set up for inspection.
3. When dismissed, perform a 1 1/4 turn and trot to B.
4. Perform a 3/4 turn then back past C as shown.
5. Walk to and around C. When even with C, trot a straight line past the center line of the pattern and stop.
6. Perform a 270 degree turn and trot to exit.

- Walk -----
 Trot - - - - -
 Back ← - - - - -
 Marker (B)
 Judge (J)

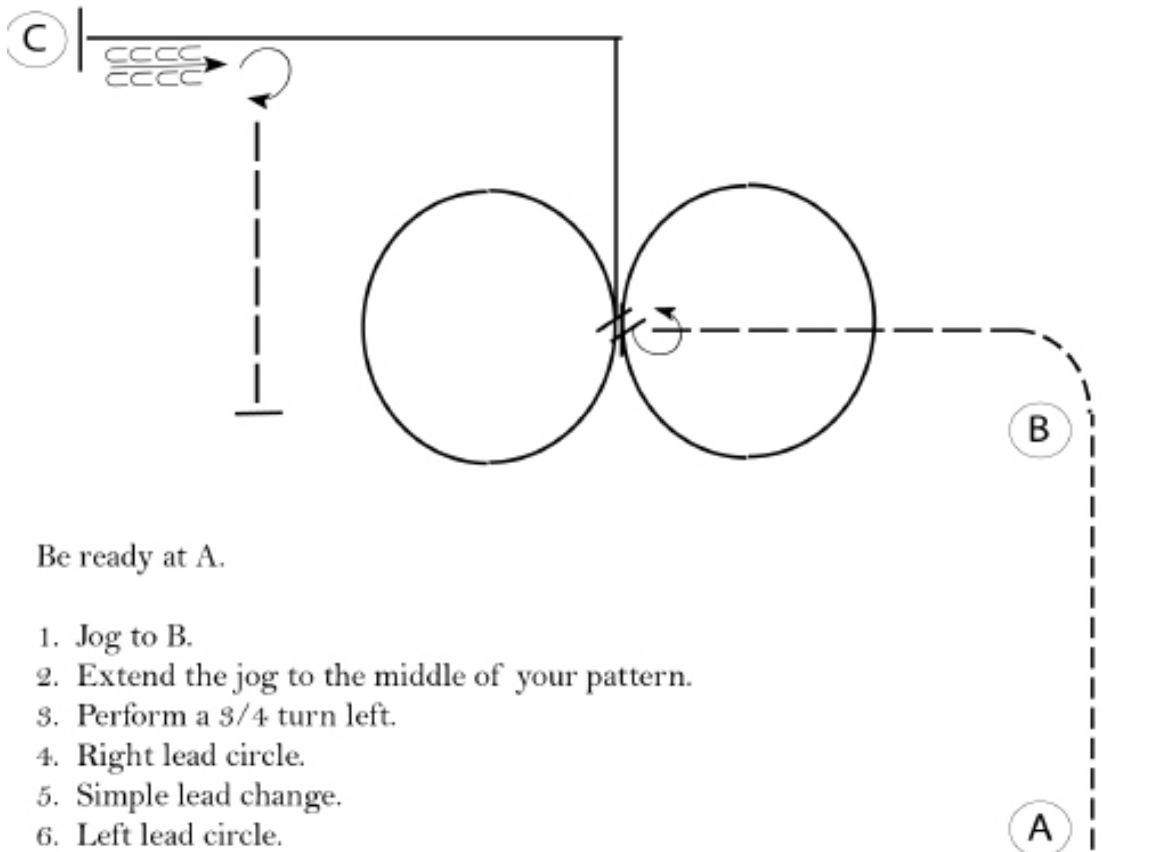
SB.15 AQHA L1 Youth (Nov. Youth)
SB.16 AQHA L1 Amateur (Nov. Amateur)



SB.64 AQHA Youth
 SB.65 AQHA Amateur

EQUI-TREK AQHA-UK CHAMPIONSHIP SHOW 2019

EQUI-TREK AQHA-UK CHAMPIONSHIP SHOW 2019



Be ready at A.

1. Jog to B.
2. Extend the jog to the middle of your pattern.
3. Perform a 3/4 turn left.
4. Right lead circle.
5. Simple lead change.
6. Left lead circle.
7. Continue on the left lead and lope a square corner to C.
8. Stop and back.
9. Perform a 3/4 turn right.
10. Extend the jog until you are in line with B. Stop.

Walk	-----
Jog	- - - - -
Extended Jog	-----
Lope	—————
Lead Change	⚡
Back	← 33333
Marker	Ⓚ

SB.182 Unaff. All Breed

EQUI-TREK AQHA-UK CHAMPIONSHIP SHOW 2019

EQUI-TREK AQHA-UK CHAMPIONSHIP SHOW 2019

Be ready at A.

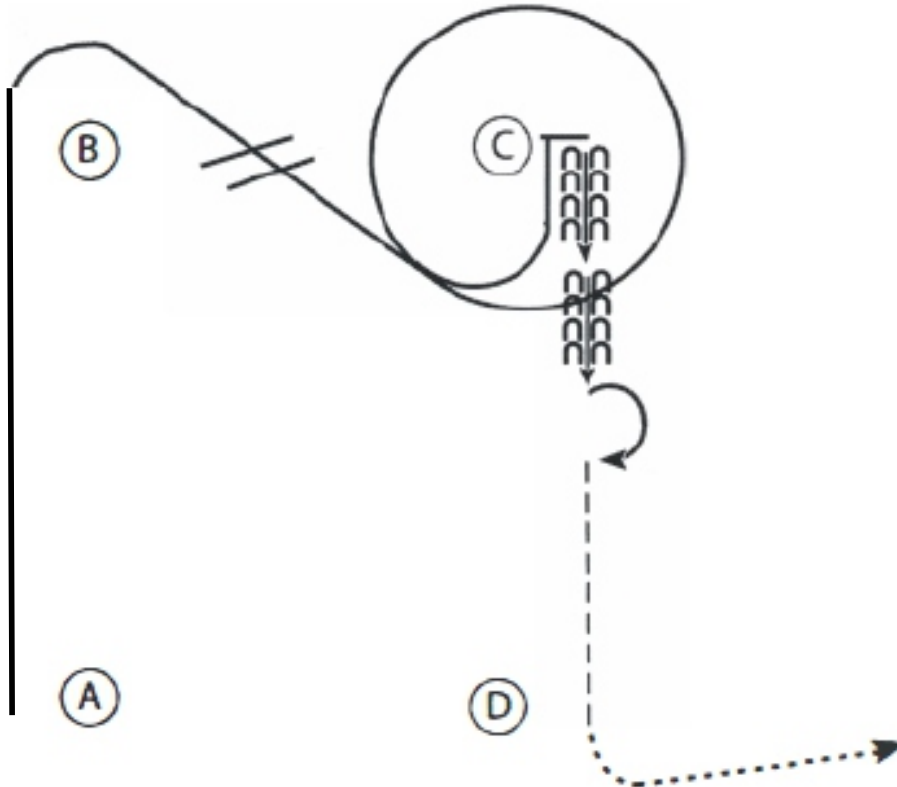
1. Walk approximately 2 horse lengths from A.
Jog to B and a square corner to center.
2. Lope a circle to the right.
3. Extended jog thru first square corner. Slow to a jog midway and continue to jog through second corner.
4. Stop and perform a 270 degree turn to the left.
Back one horse length.
5. Pattern is complete. Exit at the extended jog.

Walk	-----
Jog	- - - - -
Extended Jog	— — — —
Lope	————
Lead Change	
Back	
Marker	ⓑ

SB. 180 AQHA-UK Youth Championship

EQUI-TREK AQHA-UK CHAMPIONSHIP SHOW 2019

EQUI-TREK AQHA-UK CHAMPIONSHIP SHOW 2019



1. Start at A. Right lead lope around B.
2. Perform a simple or flying lead change to the left lead lope.
3. Lope a circle around C.
4. Stop when even with C.
5. Back five steps.
6. Perform a 180 degree turn to the right on the hindquarters.
7. Jog to D.
8. At D walk. Walk to the line-up.

Walk
Jog	-----
Extended Jog	-----
Lope	-----
Leg Yield	
Lead Change	////
Back	←←←
Marker	←
Sidepass	←---→

SB.181 AQHA-UK Amateur Championship

EQUI-TREK AQHA-UK CHAMPIONSHIP SHOW 2019

EQUI-TREK AQHA-UK CHAMPIONSHIP SHOW 2019

