




**The basket is available in 2 designs:**

An angular boom with a basket that can be rotated so it is parallel with the facade. Ideal for work on roofs or dormer windows.

An angular boom with a fibreglass basket which can be rotated. Ideal for electrical work.



**1.** Hydraulic support legs ensure speed of erection and safety even on sloping surfaces.



**2.** Straightforward design, easy to service.



**3.** Straightforward operation of all functions from the control panel in the basket.



**4.** Hydraulic drive wheels for ease of movement.

## Great height and low weight make the DK25 range perfect for indoor or outdoor use

Perfect function, optimum safety, unfailing quality and versatility are the reasons for the success of the DK25 range on all markets.

The maximum working height is 25 metres. Automatic restriction of the load moment ensures optimum reach to suit the load in the basket.

All DENKA lifts meet the most stringent safety standards. The electrical and hydraulic system features double safety devices, the cylinders have hose break valves, and all the movements of the lift have a pressure control valve safety system.

The telescopic boom is made of specially extruded aluminium sections, ensuring good stability and low weight.

The combination of these sections and the continuously adjustable control system provides the operator in the basket with a safe and highly functional workplace.

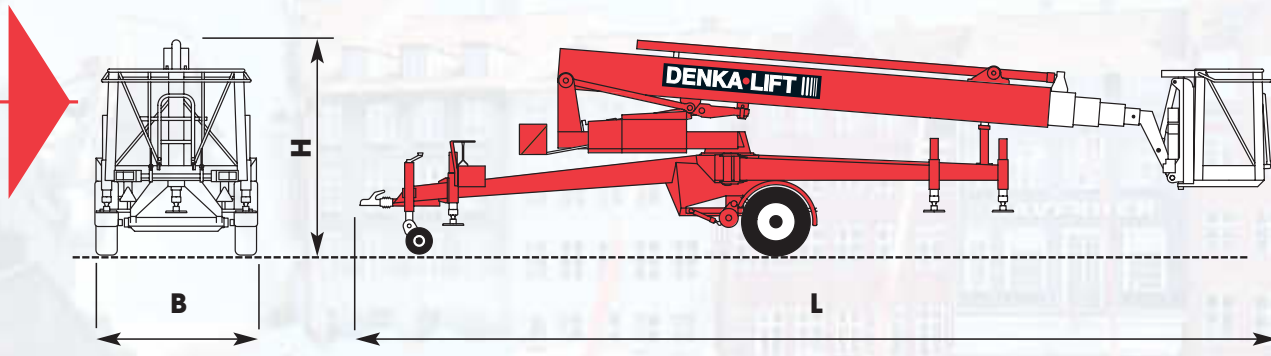
The DK25 comprises versatile lifts which can be supplied for battery operation. Therefore no connection to the main supply is required.

Typical application areas are work on facades, rooves and dormer windows, window cleaning, painting, pruning, etc.

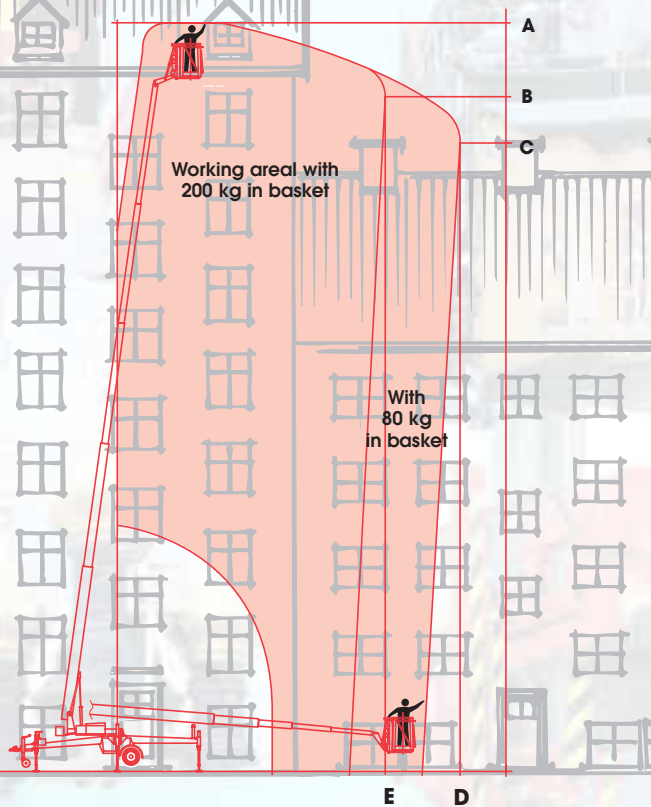
Owing to its low weight and compact design, the DK25 range is excellent for indoor maintenance of shopping centres, churches, airports, atriums, etc.

# Model DK25

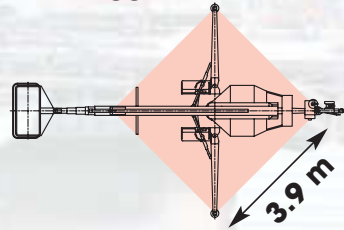
## Technical data



## Max. working height



## Outrigger cross section



Standard model	DK25
<b>Capacity</b>	
Max. working height A	25.0 m
Working height B	23.0 m
Working height C	21.4 m
Max. reach D	11.4 m
Reach E	9.0 m
Max. load in basket	200 kg
Slew movement	cont. 360°
<b>Transport dimensions</b>	
Length L1	9070 mm
Height H	2110 mm
Width B	1685 mm
Net weight standard	2450 kg

### STANDARD EQUIPMENT:

- Rotating alu basket 1200 mm
- Battery operation
- Proportional control
- Hydraulic outriggers
- Hydraulic wheel drive
- ELCB 30 mA
- Hour counter
- Charging key

### EXTRA ACCESSORIES:

- Rotating fibreglass basket 1200 mm\*
- Current supply 50 (80) A/24 V\*
- Outlets for Water/air in the basket\*
- Petrol generator\*
- Yellow rotating light
- Height limiting system 2 steps
- Special colours
- Yellow flashing light on outriggers
- Biological degradable hydraulic oil
- Adjustable Basket from ground level

\*increase in weight