


## LV-TS

VISUAL LEVEL GAUGES WITH EXTERNAL BIMETALLIC THERMOMETER

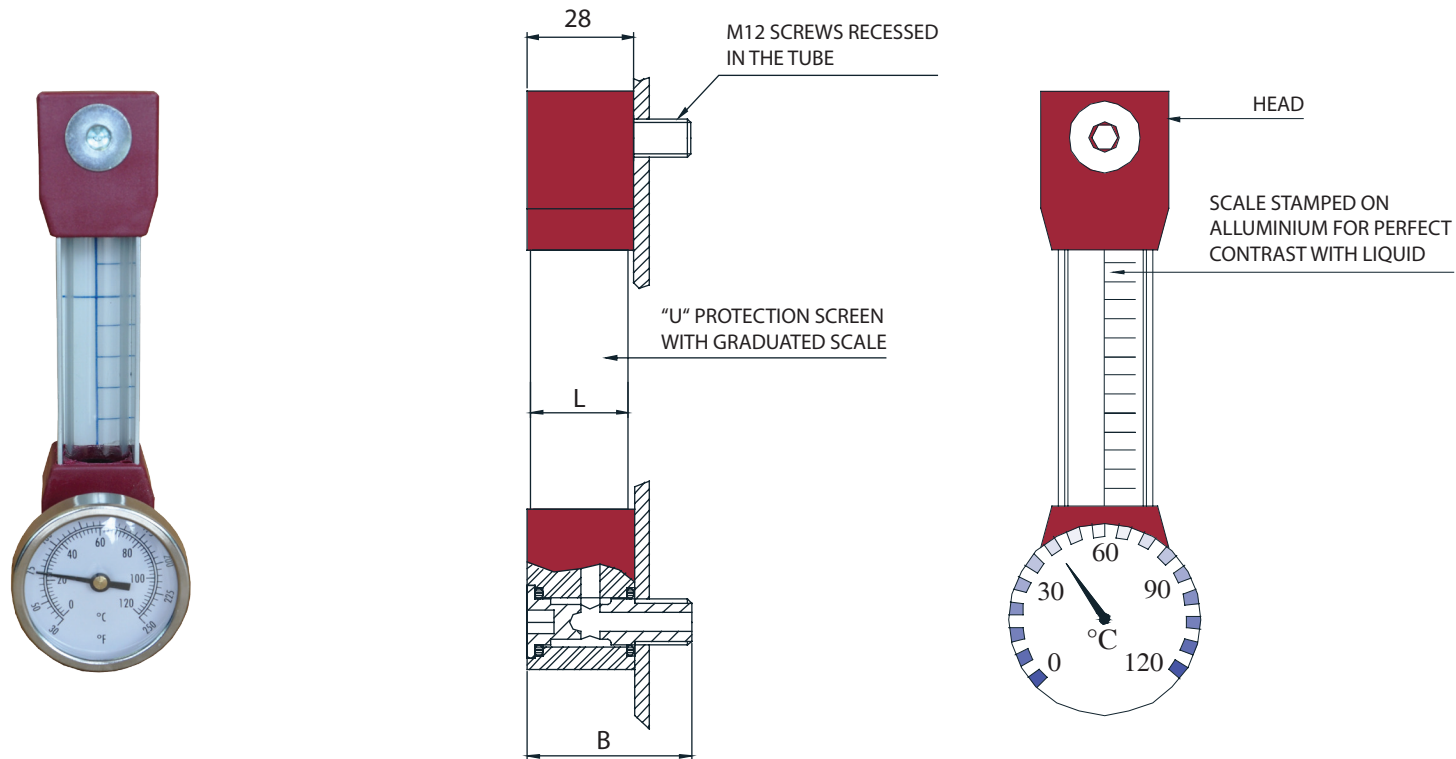


### VISUAL LEVELS

The visual level gauges allow the liquid level to be checked in a clear and precise way at any time, and have the possibility to have an electrical signal.

# LV/Ts

## VISUAL LEVEL GAUGES WITH EXTERNAL BIMETALLIC THERMOMETER



**The visual level gauges allow the liquid level to be checked in a clear and precise way at any time.**

The principle used is that of communicating vessels: the liquid goes through the level gauge by means of hollow screws, showing the user the exact point inside the tank.

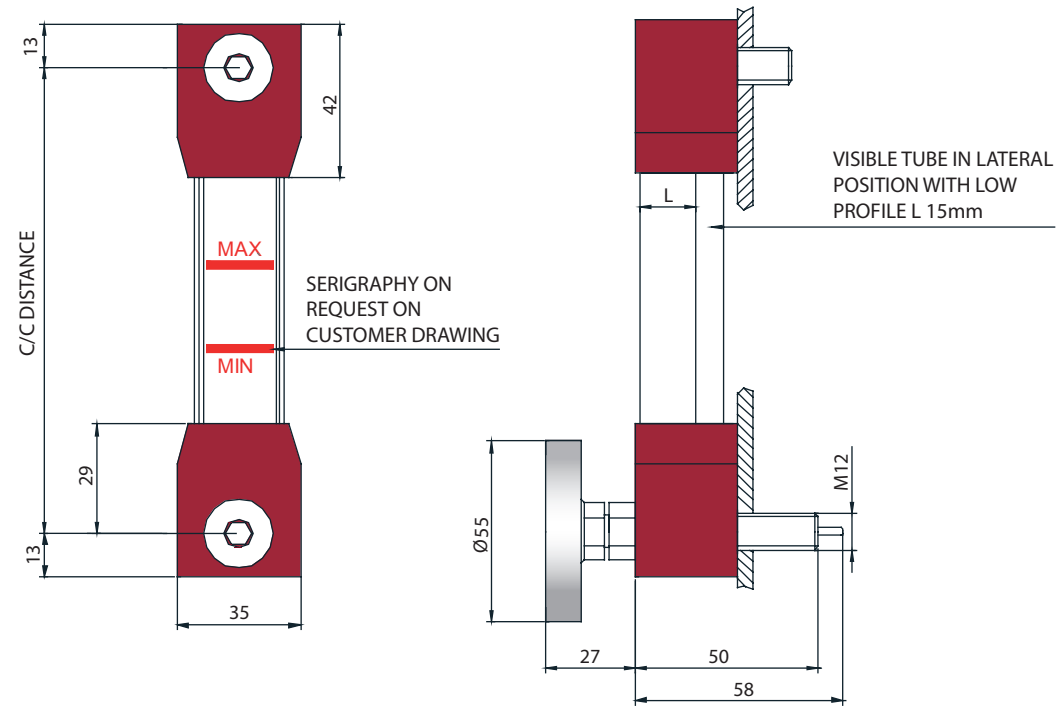
Through a full range of components our level gauges can meet the most particular needs, at a limited cost.

The LV/Ts has an external bimetallic thermometer in the bottom screw. This ensures a continuous display of the temperature inside the tank.

The level gauges can be equipped with PT100 for continuous monitoring of temperature through PLC.

The C/C distances of 127 ÷ 3000 mm supplied meet the needs of all customers. In this way they can be interchangeable with the level gauges available on the market and, above all, "custom made" according to needs. The "U" protection screen is normally fitted in order to obtain visibility on the front part of the level gauge, but if necessary it can be turned 90° to obtain visibility on the right or left.

**Max Pressure: 5 Bar**



MOD.	C/C DISTANCE	SCREWS	SCREWS MATERIAL		ALUMINIUM PROFILE "L" (mm)	VISUAL	TUBE MATERIAL		FLOAT	HEAD MATERIAL		OR MATERIAL		SERIGRAPHY	TEMPERATURE SENSOR										
			B (mm)	NICKEL PLATED BRASS			TEMP. (°C)	TEMP. (°C)		TEMP. (°C)	TEMP. (°C)	WITHOUT	TEMPERATURE SENSOR												
LV/Ts	FROM 127 TO 3000	M12	A	NICKEL PLATED BRASS	50	F	FRONT	A	METHACRYLATE	-70...+80	0	WITHOUT	A	NYLON-GLASS (RED)	-30...+130	1	NBR	-30...+100	A	WITHOUT	0	WITHOUT			
								B	POLYCARBONATE	-150...+130	1	NYLON-GLASS (RED)		2	FKM (VITON)	-25...+200									
						D	RIGHT	B	POLYCARBONATE	-150...+130	2	POLYPROPYLENE-GLASS (YELLOW)	B	POLYPROPYLENE-GLASS (YELLOW)	0...+100	3	SI (SILICONE)-	60...+200	B	WITH SERIGRAPHY ON CUSTOMER'S DESIGN ON REQUEST FOR QUANTITIES	1	PT 100			
																							4	HNBR	-40...+130
																							5	EPDM	-45...+155
						S	LEFT	C	PYREX	-70...+250	3	NBR WITH STAINLESS STEEL SPIRAL (BLACK)	C	P/DF	-20...+120	6	FEP (FKM-SILICONE)	-60...+205	7	MFQ (FLUOROSILICONE)	-65...+175	2	PT 1000		
																								4	POLYPROPYLENE SPHERE (RED)
LV/Ts	800	M122	A		5	F		C		0		A		A				0							