


## LV-T

### VISUAL LEVEL GAUGES WITH INTERNAL THERMOMETER

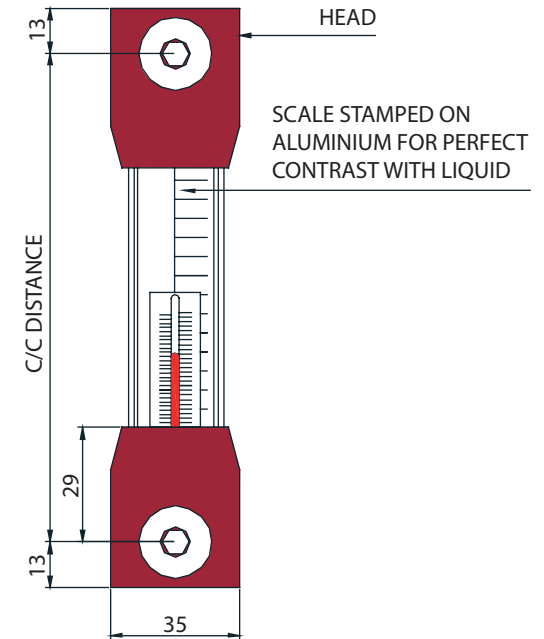
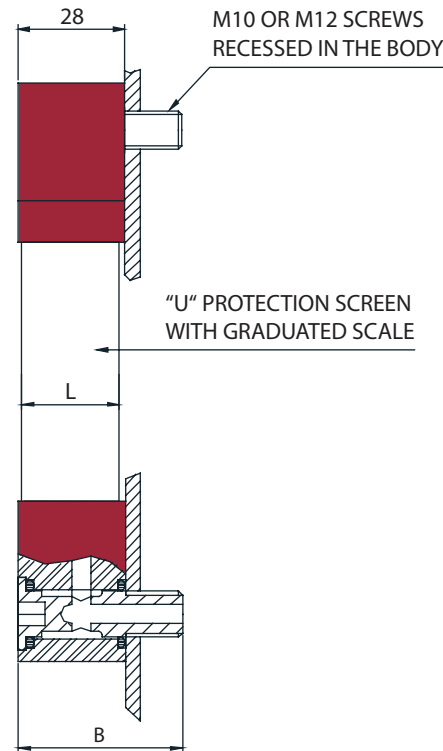


#### VISUAL LEVELS

The visual level gauges allow the liquid level to be checked in a clear and precise way at any time, and have the possibility to have an electrical signal.

# LV-T

## VISUAL LEVEL GAUGES WITH INTERNAL THERMOMETER



**The visual level gauges allow the liquid level to be checked in a clear and precise way at any time.**

The principle used is that of communicating vessels: the liquid goes through the level gauge by means of hollow screws, showing the user the exact point inside the tank.

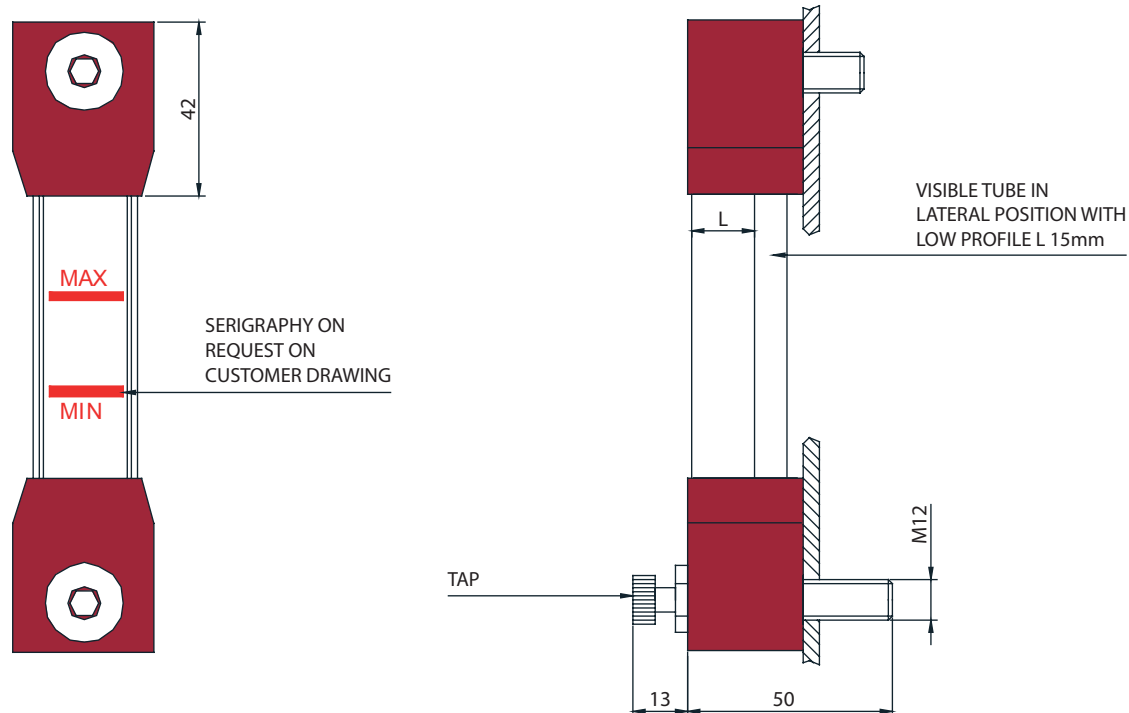
Through a full range of components our level gauges can meet the most particular needs, at a limited cost.

The LV/T has a thermometer in the tube located at the bottom of the head. This ensures a continuous display of the temperature inside the tank.

The level gauges can be equipped with taps that stop the flow of liquid from the tank to the gauge .

The C/C distances of 127 ÷ 3000 mm supplied meet the needs of all customers. In this way they can be interchangeable with the level gauges available on the market and, above all, "custom made" according to needs. The "U" protection screen is normally fitted in order to obtain visibility on the front part of the level gauge, but if necessary it can be turned 90° to obtain visibility on the right or left.

**Max Pressure: 5 Bar**



MOD.	C/C DISTANCE	SCREWS	SCREWS MATERIAL		ALUMINIUM PROFILE "L" (mm)	VISUAL	TUBE MATERIAL		FLOAT	HEAD MATERIAL		OR MATERIAL		DEVICES	SERIGRAPHY	TEMPERATURE SENSOR																				
			A	B			TEMP. (°C)	TEMP. (°C)		TEMP. (°C)	TAP	A	B																							
LVT	FROM 127 TO 3000	M12	A	GALVANISED STEEL	42	F	FRONT	A	METHACRYLATE	-70...+80	0	WITHOUT	A	NYLON-GLASS (RED)	-30...+130	1	NBR	-30...+100	0	WITHOUT	A	WITHOUT	0	WITHOUT												
			B	NICKEL PLATED BRASS	42		D	RIGHT	B	POLYCARBONATE			-150...+130	2	FKM (VITON)	-25...+200	R1	WITH LOWER TAP NICKEL PLATED BRASS L50 mm	B	WITH SERIGRAPHY ON CUSTOMER'S DESIGN ON REQUEST FOR QUANTITIES			1	PT 100												
			C	NICKEL PLATED BRASS	50	S		LEFT	C	PYREX			-70...+250	3	SI (SILICONE)	-60...+200					4	HNBR	-40...+130	5	EPDM	-45...+155	6	FEP (FKM-SILICONE)	-60...+205	7	MFQ (FLUOROSILICONE)	-65...+175	6 e 7 ON REQUEST FOR QUANTITIES	R3	WITH LOWER TAP INOX AISI 316	2
			D	AISI 316 S/STEEL	42		15	SIDE VIEW	C	PYREX			-70...+250	-20...+120	R2	WITH TWO TAPS NICKEL PLATED BRASS L50 mm					R3	WITH LOWER TAP INOX AISI 316	2	PT 1000												
		M10	E	GALVANISED STEEL	42																															
LVT	800	M12	A	A	25	F	C	C	0	A	A	A	R1	A	0																					